



Rutland
County Council

RUTLAND PHARMACEUTICAL NEEDS ASSESSMENT – SUPPORTING APPENDICES



Public Health Intelligence

Business Intelligence Service
Chief Executive's Department
Leicestershire County Council
County Hall, Glenfield
Leicester LE3 8RA

Tel 0116 305 4266
Email phi@leics.gov.uk

Produced by the Public Health Intelligence Service at Leicestershire County Council on behalf of Rutland County Council.

Whilst every effort has been made to ensure the accuracy of the information contained within this report, Leicestershire County Council cannot be held responsible for any errors or omission relating to the data contained within the report.

List of Current Appendices and Links

[Appendix A](#) – LLR PNA Reference Group Terms of Reference

[Appendix B](#) – Rutland Health Profile

[Appendix C](#) – Advanced Services – Data and Analysis

[Appendix D](#) – Community Based Services – Data and Analysis

[Appendix E](#) – Access to Services (by deprivation, age and rural-urban classification)

[Appendix F](#) – Professionals Pharmacy Questionnaire with Results

[Appendix G](#) – Public Pharmacy Questionnaire with Results

[Appendix H](#) - Statutory Consultation Questionnaire

[Appendix I](#) - Equality Statement (EHRIA)

APPENDIX A - LLR PNA REFERENCE GROUP TERMS OF REFERENCE

LEICESTERSHIRE COUNTY COUNCIL, RUTLAND COUNTY COUNCIL AND LEICESTER CITY COUNCIL

PHARMACEUTICAL NEEDS ASSESSMENT

REFERENCE GROUP

TERMS OF REFERENCE

Purpose:

The Pharmaceutical Needs Assessment (PNA) is a legal duty of the Health and Wellbeing Board (HWB) and each HWB will need to publish its own revised PNA for its area by 1st October 2022.

The purpose of this reference group is to oversee the development of the PNA for Leicestershire, the PNA for Rutland and the PNA for Leicester City.

The Reference Group will set the timetable for the development of the PNA, agree the format and content of the PNA and ensure that each PNA fulfils statutory duties around consultation for the PNA.

The team will be a task and finish group, meeting between December 2021 and September 2022.

Key responsibilities:

- To oversee the PNA process
- To ensure that the development of the PNA meets the statutory duties of the HWBs
- To ensure active engagement from all stakeholders
- To communicate to a wider audience how the PNA is being developed
- To ensure that the PNA addresses issues of provision and identifies need
- To map current provision of pharmaceutical services
- To identify any gaps in pharmaceutical provision
- To map any future provision

Governance:

- Leicestershire County Council – the Health and Wellbeing Board will ensure the PNA is conducted according to the legislation.

- Rutland County Council – the Health and Wellbeing Board will ensure the PNA is conducted according to the legislation.
- Leicester City Council - the Health and Wellbeing Board will ensure the PNA is conducted according to the legislation
- The Reference Group will be chaired by the Public Health Director, Mike Sandys.

PNA Reference Group membership:

Local Authority PNA Leads

- Mike Sandys, Leicestershire County Council, Chair
- Andy Brown, Business Intelligence, Leicestershire County Council
- Vivienne Robbins, Public Health for Rutland County Council
- Helen Reeve, Leicester City Council

Local Pharmaceutical Committee

- Chief Officer and Secretary, Rajshri Owen

Clinical Commissioning Group

- Gillian Stead, Medicines Management Lead, LLR CCG
- Amit Sammi, Head of Strategy and Planning, LLR CCG

HealthWatch

- Harsha Kotecha, Leicester and Leicestershire
- Janet Underwood, Rutland

NHS England

- Dianne Wells, Commissioning Manager

UHL

- Claire Ellwood, Chief Pharmacist, UHL and ICS

Public Health Intelligence Leads

- Victoria Rice Leicestershire County Council
- Hanna Blackledge, for Rutland County Council
- Helen Reeve, Leicester City Council

Local Medical Committee

- Charlotte Woods

Voluntary Action LeicesterShire

- Kevin Allen-Khimani

Leicestershire Equalities Challenge Group

- Matthew Hulbert

District Council Representative

- Ed De Coverley

NB: Membership will be reviewed regularly and may be extended by agreement of the Reference Group members

Frequency of meetings: five meetings have been arranged – December 2021, February 2022, March 2022, May 2022, August 2022.

Additional meetings may be required between January 2022 and May 2022 as this will be the main development phase of the PNA.

Support arrangements:

The minutes of the meetings will be taken by admin support at Leicestershire County Council.

Confidentiality

An undertaking of confidentiality will be signed by all members of the Reference Group.

During the period of membership of the Reference Group, members may have access to information designated by the Local Authorities or other members as being of a confidential nature and which must not be divulged, published or disclosed without prior written consent. Improper use of or disclosure of confidential information will be regarded as a serious disciplinary matter and will be referred back to the employing organisation. For the avoidance of doubt as to whether an agenda item is confidential, all papers will be marked as confidential before circulation to the group members.

Declarations of Interest

Where there is an item to be discussed, where a member could have a commercial or financial interest, the interest is to be declared and formally recorded in the minutes of the meeting.

APPENDIX B: RUTLAND HEALTH PROFILE



Office for Health
Improvement
& Disparities

Public Health Outcomes Framework - at a glance summary

Rutland

Key

Significance compared to goal / England average:

Significantly worse	Significantly lower	↑ Increasing / Getting worse	↑ Increasing / Getting better
Not significantly different	Significantly higher	↓ Decreasing / Getting worse	↓ Decreasing / Getting better
Significantly better	Significance not tested	↑ Increasing	↓ Decreasing
		→ No significant change	– Could not be calculated

Notes

- Indicators that are shaded blue rather than red/amber/green are presented in this way because it is not straightforward to determine for these indicators whether a high value is good or bad.
- The Change from previous column shows whether there has been a change in value compared to the previous data point. Statistically significant changes highlighted in this column have been calculated by comparing the confidence intervals for the respective time points. If the confidence intervals do not overlap, the change has been flagged as significant.
- Recent trend refers to the analysis done in the Fingertips tool which tests for a statistical trend. Changes in this column are calculated using a chi-squared statistical test for trend. This is currently only available for certain indicator types; full details are available in the tool.
- Increases or decreases are only shown if they are statistically significant. Where no arrow is shown, no comparison has been made. This may be due to the fact that the required data to make the comparison is not available for the time point, or that no confidence interval values are available for the indicator.

A. Overarching indicators

Indicator	Age	Sex	Period	Value	Value (England)	Unit	Recent trend	Change from previous
A01a - Healthy life expectancy at birth	All ages	Male	2018 - 20	74.7	63.1	Years	—	→
A01a - Healthy life expectancy at birth	All ages	Female	2018 - 20	66.8	63.9	Years	—	→
A01b - Life expectancy at birth	All ages	Male	2020	83.3	78.7	Years	—	→
A01b - Life expectancy at birth	All ages	Female	2020	84.9	82.6	Years	—	→
A01c - Disability-free life expectancy at birth	All ages	Male	2018 - 20	64.9	62.4	Years	—	→
A01c - Disability-free life expectancy at birth	All ages	Female	2018 - 20	61.8	60.9	Years	—	→
A02a - Inequality in life expectancy at birth	All ages	Male	2018 - 20	- &	9.70	Years	—	—
A02a - Inequality in life expectancy at birth	All ages	Female	2018 - 20	- &	7.90	Years	—	—
A02c - Inequality in healthy life expectancy at birth LA	All ages	Male	2009 - 13	- &	-	Years	—	—
A02c - Inequality in healthy life expectancy at birth LA	All ages	Female	2009 - 13	- &	-	Years	—	—
A01a - Healthy life expectancy at 65	65	Male	2018 - 20	16.1	10.5	Years	—	→
A01a - Healthy life expectancy at 65	65	Female	2018 - 20	16.1	11.3	Years	—	→
A01b - Life expectancy at 65	65	Male	2020	20.6	18.1	Years	—	→
A01b - Life expectancy at 65	65	Female	2020	22.6	20.7	Years	—	→
A01c - Disability-free life expectancy at 65	65	Male	2018 - 20	10.5	9.84	Years	—	→
A01c - Disability-free life expectancy at 65	65	Female	2018 - 20	12.8	9.87	Years	—	→
A02a - Inequality in life expectancy at 65	65	Male	2018 - 20	- &	5.20	Years	—	—
A02a - Inequality in life expectancy at 65	65	Female	2018 - 20	- &	4.80	Years	—	—

B. Wider determinants of health

Indicator	Age	Sex	Period	Value	Value (England)	Unit	Recent trend	Change from previous
B01b - Children in absolute low income families (under 16s)	<16 yrs	Persons	2020/21	6.70	15.1	%	→	→
B01b - Children in relative low income families (under 16s)	<16 yrs	Persons	2020/21	8.50	18.5	%	→	→
B02a - School readiness: percentage of children achieving a good level of development at the end of Reception	5 yrs	Persons	2018/19	77.8	71.8	%	→	→
B02a - School Readiness: percentage of children with free school meal status achieving a good level of development at the end of Reception	5 yrs	Persons	2018/19	50.0	56.5	%	→	→
B02b - School readiness: percentage of children achieving the expected level in the phonics screening check in Year 1	6 yrs	Persons	2018/19	85.2	81.8	%	→	→
B02b - School readiness: percentage of children with free school meal status achieving the expected level in the phonics screening check in Year 1	6 yrs	Persons	2018/19	75.0	70.1	%	→	→
B02c - School readiness: percentage of children achieving at least the expected level in communication and language skills at the end of Reception	5 yrs	Persons	2018/19	84.9	82.2	%	→	→
B02d - School readiness: percentage of children achieving at least the expected level of development in communication, language and literacy skills at the end of Reception	5 yrs	Persons	2018/19	79.3	72.6	%	→	→
B03 - Pupil absence	5-15 yrs	Persons	2020/21	3.04	4.62	%	→	→
B04 - First time entrants to the youth justice system	10-17 yrs	Persons	2021	--	146.9	per 100,000	—	—
B05 - 16-17 year olds not in education, employment or training (NEET) or whose activity is not known	16-17 yrs	Persons	2020	1.87	5.48	%	→	→
B06a - Adults with a learning disability who live in stable and appropriate accommodation	18-64 yrs	Persons	2020/21	73.4	78.3	%	→	→
B06b - Adults in contact with secondary mental health services who live in stable and appropriate accommodation	18-69 yrs	Persons	2020/21	34.0	58.0	%	—	→
B08a - Gap in the employment rate between those with a physical or mental long term health condition (aged 16 to 64) and the overall employment rate	16-64 yrs	Persons	2020/21	6.40	10.7	Percentage points	—	→
B08a - The percentage of the population with a physical or mental long term health condition in employment (aged 16 to 64)	16-64 yrs	Persons	2020/21	63.5	64.4	%	—	—
B08b - Gap in the employment rate between those who are in receipt of long term support for a learning disability (aged 18 to 64) and the overall employment rate	18-64 yrs	Persons	2020/21	62.1	70.0	Percentage points	—	→
B08b - The percentage of the population who are in receipt of long term support for a learning disability that are in paid employment (aged 18 to 64)	18-64 yrs	Persons	2020/21	7.81	5.14	%	—	—
B08c - Gap in the employment rate for those who are in contact with secondary mental health services (aged 18 to 69) and on the Care Plan Approach, and the overall employment rate	18-69 yrs	Persons	2020/21	-@	66.1	Percentage points	—	—
B08c - The percentage of the population who are in contact with secondary mental health services and on the Care Plan Approach, that are in paid employment (aged 18 to 69)	18-69 yrs	Persons	2020/21	-@	9.00	%	—	—
B08d - Percentage of people in employment	16-64 yrs	Persons	2020/21	69.9	75.1	%	→	→
B09a - Sickness absence - the percentage of employees who had at least one day off in the previous week	16+ yrs	Persons	2018 - 20	1.55	1.92	%	—	→
B09b - Sickness absence - the percentage of working days lost due to sickness absence	16+ yrs	Persons	2018 - 20	0.80	1.02	%	—	→

Indicator	Age	Sex	Period	Value	Value (England)	Unit	Recent trend	Change from previous
B10 - Killed and seriously injured (KSI) casualties on England's roads	All ages	Persons	2020	56.4 [f]	86.1 [f]	per billion vehicle miles	—	—
B11 - Domestic abuse-related incidents and crimes	16+ yrs	Persons	2020/21	23.1 [d]	30.3	per 1,000	—	—
B12a - Violent crime - hospital admissions for violence (including sexual violence)	All ages	Persons	2018/19 - 20/21	20.8	41.9	per 100,000	—	→
B12b - Violent crime - violence offences per 1,000 population	All ages	Persons	2020/21	13.7	29.5 [g]	per 1,000	↑	→
B12c - Violent crime - sexual offences per 1,000 population	All ages	Persons	2020/21	1.70	2.29 [g]	per 1,000	→	→
B13a - Re-offending levels - percentage of offenders who re-offend	All ages	Persons	2019/20	12.2	25.4	%	—	—
B13b - Re-offending levels - average number of re-offences per re-offender	All ages	Persons	2019/20	- [e]	3.74	per re-offender	—	—
B13c - First time offenders	10+ yrs	Persons	2021	- [b]	166.3	per 100,000	—	—
B14a - The rate of complaints about noise	All ages	Persons	2019/20	2.08	6.37 [f]	per 1,000	—	→
B14b - The percentage of the population exposed to road, rail and air transport noise of 65dB(A) or more, during the daytime	All ages	Persons	2016	0.87	5.50	%	—	—
B14c - The percentage of the population exposed to road, rail and air transport noise of 55 dB(A) or more during the night-time	All ages	Persons	2016	1.29	8.48	%	—	—
B15a - Homelessness - households owed a duty under the Homelessness Reduction Act	Not applicable	Not applicable	2020/21	4.94	11.3	per 1,000	—	→
B15c - Homelessness - households in temporary accommodation	Not applicable	Not applicable	2020/21	0.22	4.03	per 1,000	—	→
B16 - Utilisation of outdoor space for exercise/health reasons	16+ yrs	Persons	Mar 2015 - Feb 2016	- \$	17.9	%	—	—
B17 - Fuel poverty (low income, low energy efficiency methodology)	Not applicable	Not applicable	2020	11.9	13.2	%	—	—
B18a - Social Isolation: percentage of adult social care users who have as much social contact as they would like	18+ yrs	Persons	2019/20	48.6	45.9	%	—	→
B18b - Social Isolation: percentage of adult carers who have as much social contact as they would like	18+ yrs	Persons	2018/19	38.2	32.5	%	—	→
B19 - Loneliness: Percentage of adults who feel lonely often / always or some of the time	16+ yrs	Persons	2019/20	24.8	22.3	%	—	—
1.01i - Children in low income families (all dependent children under 20)	0-19 yrs	Persons	2016	6.50	17.0	%	→	→

C. Health improvement

Indicator	Age	Sex	Period	Value	Value (England)	Unit	Recent trend	Change from previous
C01 - Total prescribed LARC excluding injections rate / 1,000	All ages	Female	2020	32.6	34.6	per 1,000	↓	↓
C02a - Under 18s conception rate / 1,000	<18 yrs	Female	2020	5.71	13.0	per 1,000	→	→
C02b - Under 16s conception rate / 1,000	<16 yrs	Female	2020	- ^	2.03	per 1,000	—	—
C03a - Obesity in early pregnancy	Not applicable	Female	2018/19	20.1	22.1	%	—	—
C03c - Smoking in early pregnancy	Not applicable	Female	2018/19	11.9	12.8	%	—	—
C04 - Low birth weight of term babies	=37 weeks gestational age at birth	Persons	2020	1.66	2.86	%	→	→
C05a - Baby's first feed breastmilk	Newborn	Persons	2018/19	77.6	67.4	%	—	→
C06 - Smoking status at time of delivery	All ages	Female	2020/21	8.80	9.60	%	—	→
C07 - Proportion of New Birth Visits (NBVs) completed within 14 days	<14 days	Persons	2020/21	82.5	88.0 h]	%	—	→
C08a - Child development: percentage of children achieving a good level of development at 2-2½ years	2-2.5 yrs	Persons	2020/21	80.9	82.9 h]	%	—	↑
C08b - Child development: percentage of children achieving the expected level in communication skills at 2-2½ years	2-2.5 yrs	Persons	2020/21	87.8	86.8 h]	%	—	→
C08c - Child development: percentage of children achieving the expected level in personal-social skills at 2-2½ years	2-2.5 yrs	Persons	2020/21	90.9	90.2 h]	%	—	→
C09a - Reception: Prevalence of overweight (including obesity)	4-5 yrs	Persons	2019/20	23.1	23.0	%	→	→
C09b - Year 6: Prevalence of overweight (including obesity)	10-11 yrs	Persons	2019/20	26.6	35.2	%	→	→
C10 - Percentage of physically active children and young people	5-16 yrs	Persons	2020/21	- \$	44.6	%	—	—
C11a - Hospital admissions caused by unintentional and deliberate injuries in children (aged 0-14 years)	<15 yrs	Persons	2020/21	49.6	75.7	per 10,000	→	→
C11a - Hospital admissions caused by unintentional and deliberate injuries in children (aged 0-4 years)	0-4 yrs	Persons	2020/21	84.5	108.7	per 10,000	→	→
C11b - Hospital admissions caused by unintentional and deliberate injuries in young people (aged 15-24 years)	15-24 yrs	Persons	2020/21	99.6	112.4	per 10,000	→	→
C12 - Percentage of looked after children whose emotional wellbeing is a cause for concern	5-16 yrs	Persons	2020/21	60.0	36.8	%	—	—
C14b - Emergency Hospital Admissions for Intentional Self-Harm	All ages	Persons	2020/21	127.4	181.2	per 100,000	→	→
C15 - Proportion of the population meeting the recommended '5-a-day' on a 'usual day' (adults)	16+ yrs	Persons	2019/20	64.9	55.4	%	—	→
C16 - Percentage of adults (aged 18+) classified as overweight or obese	18+ yrs	Persons	2020/21	59.5	63.5	%	—	→
C17a - Percentage of physically active adults	19+ yrs	Persons	2020/21	74.0	65.9	%	—	→
C17b - Percentage of physically inactive adults	19+ yrs	Persons	2020/21	18.1	23.4	%	—	→
C18 - Smoking Prevalence in adults (18+) - current smokers (APS) (2020 definition)	18+ yrs	Persons	2020	8.10	12.1	%	—	—
C19a - Successful completion of drug treatment - opiate users	18+ yrs	Persons	2020	- x	4.74	%	—	—
C19b - Successful completion of drug treatment - non-opiate users	18+ yrs	Persons	2020	- x	33.0	%	—	—
C19c - Successful completion of alcohol treatment	18+ yrs	Persons	2020	- x	35.3	%	—	—
C19d - Deaths from drug misuse	All ages	Persons	2018 - 20	-	5.02	per 100,000	—	—
C20 - Adults with substance misuse treatment need who successfully engage in community-based structured treatment following release from prison	18+ yrs	Persons	2020/21	- ^	38.1	%	—	—

Indicator	Age	Sex	Period	Value	Value (England)	Unit	Recent trend	Change from previous
C21 - Admission episodes for alcohol-related conditions (Narrow): New method. This indicator uses a new set of attributable fractions, and so differ from that originally published.	All ages	Persons	2020/21	304.5	455.9	per 100,000	→	→
C22 - Estimated diabetes diagnosis rate	17+ yrs	Persons	2018	73.8	78.0	%	—	→
C23 - Percentage of cancers diagnosed at stages 1 and 2	All ages	Persons	2019	53.3	55.0	%	→	→
C24a - Cancer screening coverage - breast cancer	53-70 yrs	Female	2021	58.2	64.1 [g]	%	↓	↓
C24b - Cancer screening coverage - cervical cancer (aged 25 to 49 years old)	25-49 yrs	Female	2021	75.0	68.0 [g]	%	→	↓
C24c - Cancer screening coverage - cervical cancer (aged 50 to 64 years old)	50-64 yrs	Female	2021	79.6	74.7 [g]	%	→	→
C24d - Cancer screening coverage - bowel cancer	60-74 yrs	Persons	2021	71.1	65.2 [g]	%	↑	→
C24e - Abdominal Aortic Aneurysm Screening - Coverage	65	Male	2020/21	86.1	55.0 [g]	%	→	→
C24m - Newborn Hearing Screening - Coverage	<1 yr	Persons	2020/21	98.5	97.5 [g]	%	—	→
C24n - Newborn and Infant Physical Examination Screening - Coverage	<1 yr	Persons	2020/21	98.9	97.3 [g]	%	—	—
C26a - Cumulative percentage of the eligible population aged 40-74 offered an NHS Health Check	40-74 yrs	Persons	2017/18 - 21/22	64.5	63.3	%	—	↓
C26b - Cumulative percentage of the eligible population aged 40-74 offered an NHS Health Check who received an NHS Health Check	40-74 yrs	Persons	2017/18 - 21/22	38.6	44.8	%	—	↓
C26c - Cumulative percentage of the eligible population aged 40-74 who received an NHS Health check	40-74 yrs	Persons	2017/18 - 21/22	24.9	28.4	%	—	↓
C27 - Percentage reporting a long-term Musculoskeletal (MSK) problem	16+ yrs	Persons	2021	17.3	17.0	%	—	→
C28a - Self-reported wellbeing - people with a low satisfaction score	16+ yrs	Persons	2020/21	- \$	6.06	%	—	—
C28b - Self-reported wellbeing - people with a low worthwhile score	16+ yrs	Persons	2020/21	- \$	4.38	%	—	—
C28c - Self-reported wellbeing - people with a low happiness score	16+ yrs	Persons	2020/21	- \$	9.21	%	—	—
C28d - Self-reported wellbeing - people with a high anxiety score	16+ yrs	Persons	2020/21	19.5	24.2	%	—	→
C29 - Emergency hospital admissions due to falls in people aged 65 and over	65+ yrs	Persons	2020/21	1536	2023	per 100,000	→	→
C29 - Emergency hospital admissions due to falls in people aged 65-79	65-79 yrs	Persons	2020/21	517.4	936.6	per 100,000	→	→
C29 - Emergency hospital admissions due to falls in people aged 80+	80+ yrs	Persons	2020/21	4491	5174	per 100,000	→	→
2.02ii - Breastfeeding prevalence at 6-8 weeks after birth - current method	6-8 weeks	Persons	2020/21	- [c]	47.6 [h]	%	—	—

D. Health protection

Indicator	Age	Sex	Period	Value	Value (England)	Unit	Recent trend	Change from previous
D01 - Fraction of mortality attributable to particulate air pollution (old method)	30+ yrs	Persons	2019	5.16	5.13	%	—	—
D01 - Fraction of mortality attributable to particulate air pollution (new method)	30+ yrs	Persons	2020	5.02	5.64	%	—	—
D02a - Chlamydia detection rate / 100,000 aged 15 to 24	15-24 yrs	Persons	2020	547.8 *	1408 *	per 100,000	↓	↓
D02b - New STI diagnoses (exc chlamydia aged <25) / 100,000	15-64 yrs	Persons	2020	278.3	619.0	per 100,000	↓	→
D03b - Population vaccination coverage - Hepatitis B (1 year old)	1 yr	Persons	2020/21	- ^	- [b]	%	—	—
D03c - Population vaccination coverage - Dtap / IPV / Hib (1 year old)	1 yr	Persons	2020/21	- ^ *	92.0 *	%	—	—
D03d - Population vaccination coverage - MenB (1 year)	1 yr	Persons	2020/21	- ^ *	92.1 *	%	—	—
D03e - Population vaccination coverage - Rotavirus (Rota) (1 year)	1 yr	Persons	2020/21	- ^ *	90.2 *	%	—	—
D03f - Population vaccination coverage - PCV	1 yr	Persons	2019/20	- ^ *	93.2 *	%	—	—
D03g - Population vaccination coverage - Hepatitis B (2 years old)	2 yrs	Persons	2020/21	- ^	- [b]	%	—	—
D03h - Population vaccination coverage - Dtap / IPV / Hib (2 years old)	2 yrs	Persons	2020/21	- ^ *	93.8 *	%	—	—
D03i - Population vaccination coverage - MenB booster (2 years)	2 yrs	Persons	2020/21	- ^ *	89.0 *	%	—	—
D03j - Population vaccination coverage - MMR for one dose (2 years old)	2 yrs	Persons	2020/21	- ^ *	90.3 *	%	—	—
D03k - Population vaccination coverage - PCV booster	2 yrs	Persons	2020/21	- ^ *	90.1 *	%	—	—
D03l - Population vaccination coverage - Flu (2-3 years old)	2-3 yrs	Persons	2021/22	60.5 *	50.1 *	%	—	—
D03m - Population vaccination coverage - Hib / MenC booster (2 years old)	2 yrs	Persons	2020/21	- ^ *	89.8 *	%	—	—
D04a - Population vaccination coverage - DTaP/IPV booster (5 years)	5 yrs	Persons	2020/21	- ^ *	85.3 *	%	—	—
D04b - Population vaccination coverage - MMR for one dose (5 years old)	5 yrs	Persons	2020/21	- ^ *	94.3 *	%	—	—
D04c - Population vaccination coverage - MMR for two doses (5 years old)	5 yrs	Persons	2020/21	- ^ *	86.6 *	%	—	—
D04d - Population vaccination coverage - Flu (primary school aged children)	4-11 yrs	Persons	2021	- x *	57.4 *	%	—	—
D04e - Population vaccination coverage - HPV vaccination coverage for one dose (12-13 year old)	12-13 yrs	Female	2020/21	61.2 *	76.7 *	%	↓	↓
D04e - Population vaccination coverage - HPV vaccination coverage for one dose (12-13 year old)	12-13 yrs	Male	2020/21	62.5 *	71.0 *	%	—	↓
D04f - Population vaccination coverage - HPV vaccination coverage for two doses (13-14 years old)	13-14 yrs	Female	2020/21	88.7 *	60.6 *	%	↑	→
D04g - Population vaccination coverage - Meningococcal ACWY conjugate vaccine (MenACWY) (14-15 years)	14-15 yrs	Persons	2020/21	87.5 *	80.9 *	%	→	→
D05 - Population vaccination coverage - Flu (at risk individuals)	6 months-64 yrs	Persons	2021/22	64.0 *	52.9 *	%	—	—
D06a - Population vaccination coverage - Flu (aged 65+)	65+ yrs	Persons	2021/22	88.8 *	82.3 *	%	—	—
D06b - Population vaccination coverage - PPV	65+ yrs	Persons	2020/21	68.0 *	70.6 *	%	↓	↓
D06c - Population vaccination coverage – Shingles vaccination coverage (71 years)	71	Persons	2019/20	31.4 *	48.2 *	%	—	→
D07 - HIV late diagnosis (all CD4 less than 350) (%)	15+ yrs	Persons	2018 - 20	25.0 [a] *	42.4 *	%	—	→
D08a - Proportion of drug sensitive TB cases who had completed a full course of treatment by 12 months	All ages	Persons	2019	-	82.0	%	—	—
D08b - TB incidence (three year average)	All ages	Persons	2018 - 20	1.68	7.96	per 100,000	—	→
D09 - NHS organisations with a board approved sustainable development management plan	Not applicable	Not applicable	2015/16	40.0	66.2	%	→	→
D10 - Adjusted antibiotic prescribing in primary care by the NHS	All ages	Persons	2021	0.76 *	0.74 *	per STAR-PU	—	↓

E. Healthcare and premature mortality

Indicator	Age	Sex	Period	Value	Value (England)	Unit	Recent trend	Change from previous
E01 - Infant mortality rate	<1 yr	Persons	2018 - 20	3.43	3.90	per 1,000	—	→
E02 - Percentage of 5 year olds with experience of visually obvious dental decay	5 yrs	Persons	2018/19	25.3	23.4	%	—	→
E03 - Under 75 mortality rate from causes considered preventable (2019 definition)	<75 yrs	Persons	2020	68.2	140.5	per 100,000	→	→
E04a - Under 75 mortality rate from all cardiovascular diseases	<75 yrs	Persons	2020	36.1	73.8	per 100,000	→	→
E04b - Under 75 mortality rate from cardiovascular diseases considered preventable (2019 definition)	<75 yrs	Persons	2020	- ~	29.2	per 100,000	—	—
E05a - Under 75 mortality rate from cancer	<75 yrs	Persons	2020	89.8	125.1	per 100,000	→	→
E05b - Under 75 mortality rate from cancer considered preventable (2019 definition)	<75 yrs	Persons	2020	22.6	51.5	per 100,000	→	→
E06a - Under 75 mortality rate from liver disease	<75 yrs	Persons	2020	- &	20.6	per 100,000	—	—
E06b - Under 75 mortality rate from liver disease considered preventable (2019 definition)	<75 yrs	Persons	2020	- ~	18.2	per 100,000	—	—
E07a - Under 75 mortality rate from respiratory disease	<75 yrs	Persons	2020	- &	29.4	per 100,000	—	—
E07b - Under 75 mortality rate from respiratory disease considered preventable (2019 definition)	<75 yrs	Persons	2020	- ~	17.1	per 100,000	—	—
E08 - Mortality rate from a range of specified communicable diseases, including influenza	All ages	Persons	2020	- &	8.25	per 100,000	—	—
E09a - Premature mortality in adults with severe mental illness (SMI)	18-74 yrs	Persons	2018 - 20	55.9	103.6	per 100,000	—	→
E09b - Excess under 75 mortality rate in adults with severe mental illness (SMI)	18-74 yrs	Persons	2018 - 20	445.8	389.9	%	—	→
E10 - Suicide rate	10+ yrs	Persons	2018 - 20	- &	10.4	per 100,000	—	—
E11 - Emergency readmissions within 30 days of discharge from hospital	All ages	Persons	2020/21	14.4	15.5	%	—	→
E12a - Preventable sight loss - age related macular degeneration (AMD)	65+ yrs	Persons	2020/21	- ~	82.0	per 100,000	—	—
E12b - Preventable sight loss - glaucoma	40+ yrs	Persons	2020/21	- ~	9.20	per 100,000	—	—
E12c - Preventable sight loss - diabetic eye disease	12+ yrs	Persons	2020/21	- ~	0.92	per 100,000	—	—
E12d - Preventable sight loss - sight loss certifications	All ages	Persons	2020/21	19.8	29.2	per 100,000	→	→
E13 - Hip fractures in people aged 65 and over	65+ yrs	Persons	2020/21	608.4	528.7	per 100,000	→	→
E13 - Hip fractures in people aged 65-79	65-79 yrs	Persons	2020/21	- &	219.3	per 100,000	—	—
E13 - Hip fractures in people aged 80+	80+ yrs	Persons	2020/21	2052	1426	per 100,000	→	→
E14 - Excess winter deaths index	All ages	Persons	Aug 2019 - Jul 2020	50.2	17.4	%	—	↑
E14 - Excess winter deaths index (age 85+)	85+ yrs	Persons	Aug 2019 - Jul 2020	61.5	20.8	%	—	→
E15 - Estimated dementia diagnosis rate (aged 65 and over)	65+ yrs	Persons	2022	50.3 *	62.0 *	%	→	→

Accompanying indicator value notes

symbols	Data note
*	Value compared to a goal (see below)
~	Value suppressed for disclosure control due to small count
\$	Value missing due to small sample size
^	Value for Leicester and Rutland combined
&	Value cannot be calculated as number of cases is too small
x	Value for Leicestershire and Rutland combined
@	Value missing in source data
[a]	Value presented but numerator and denominator suppressed for disclosure control due to small denominator
[b]	Value suppressed due to incompleteness of source data
[c]	Value not published for data quality reasons
[d]	LAs are allocated the rate of the police force area within which they sit
[e]	Value suppressed for disclosure control due to small denominator
[f]	Value is modelled or synthetic estimate
[g]	Aggregated from all known lower geography values
h]	Annual figure includes constituent area(s) with annual figure scaled up data from three quarters' data

Thresholds for indicators that are compared against a goal

Indicator Name	Green	Amber	Red
D02a - Chlamydia detection rate / 100,000 aged 15 to 24	>= 2,300	1,900-2,300	< 1,900
D03c - Population vaccination coverage - Dtap / IPV / Hib (1 year old)	>= 95%	90-95%	< 90%
D03d - Population vaccination coverage - MenB (1 year)	>= 95%	90-95%	< 90%
D03e - Population vaccination coverage - Rotavirus (Rota) (1 year)	>= 95%	90-95%	< 90%
D03f - Population vaccination coverage - PCV	>= 95%	90-95%	< 90%
D03h - Population vaccination coverage - Dtap / IPV / Hib (2 years old)	>= 95%	90-95%	< 90%
D03i - Population vaccination coverage - MenB booster (2 years)	>= 95%	90-95%	< 90%
D03j - Population vaccination coverage - MMR for one dose (2 years old)	>= 95%	90-95%	< 90%
D03k - Population vaccination coverage - PCV booster	>= 95%	90-95%	< 90%
D03l - Population vaccination coverage - Flu (2-3 years old)	>= 65%	40-65%	< 40%
D03m - Population vaccination coverage - Hib / MenC booster (2 years old)	>= 95%	90-95%	< 90%
D04a - Population vaccination coverage - DTaP/IPV booster (5 years)	>= 95%	90-95%	< 90%
D04b - Population vaccination coverage - MMR for one dose (5 years old)	>= 95%	90-95%	< 90%
D04c - Population vaccination coverage - MMR for two doses (5 years old)	>= 95%	90-95%	< 90%
D04d - Population vaccination coverage - Flu (primary school aged children)	>= 65%		<65%
D04e - Population vaccination coverage - HPV vaccination coverage for one dose (12-13 year old)	>= 90%	80-90%	< 80%
D04f - Population vaccination coverage - HPV vaccination coverage for two doses (13-14 years old)	>= 90%	80-90%	< 80%
D04g - Population vaccination coverage - Meningococcal ACWY conjugate vaccine (MenACWY) (14-15 years)	>= 90%	80-90%	< 80%
D05 - Population vaccination coverage - Flu (at risk individuals)	>= 55%		< 55%
D06a - Population vaccination coverage - Flu (aged 65+)	>= 75%		< 75%
D06b - Population vaccination coverage - PPV	>= 75%	65-75%	< 65%
D06c - Population vaccination coverage – Shingles vaccination coverage (71 years)	>= 60%	50-60%	< 50%

Indicator Name	Green	Amber	Red
D07 - HIV late diagnosis (all CD4 less than 350) (%)	< 25%	25-50%	>= 50%
D10 - Adjusted antibiotic prescribing in primary care by the NHS	<= mean England prescribing (2013/14)		> mean England prescribing (2013/14)
E15 - Estimated dementia diagnosis rate (aged 65 and over)	>= 66.7% (significantly)	Similar to 66.7%	< 66.7% (significantly)

APPENDIX C - ADVANCED SERVICES-DATA AND ANALYSIS

Table 1: Summary of Advanced services available by Pharmacy in Rutland

Pharmacy Name and Address	Advanced services					
	New Medicine Service (NMS)	Appliance Use Reviews (AUR)	Stoma Customisation (STOMA)	Community Pharmacist Consultation Service (CPCS)	Seasonal Influenza Vaccination Advances Service (FLU)	Medicine Use Review and Prescription Intervention Service (MUR)
Rutland Late Night Pharmacy-Oakham, 45c High Street, Oakham	No	No	No	Yes	Yes	Yes
Ashdale Pharmacy Oakham, Ayston Rd, Northgate, Uppingham	Yes	No	No	No	Yes	No
Boots UK Ltd, 26 High Street East Uppingham	Yes	No	No	Yes	Yes	Yes
Boots UK Ltd, 18 High Street, Oakham	Yes	No	No	Yes	Yes	Yes
Your Boots Local Pharmacy, Cold Overton Road, Oakham	Yes	No	No	Yes	Yes	Yes

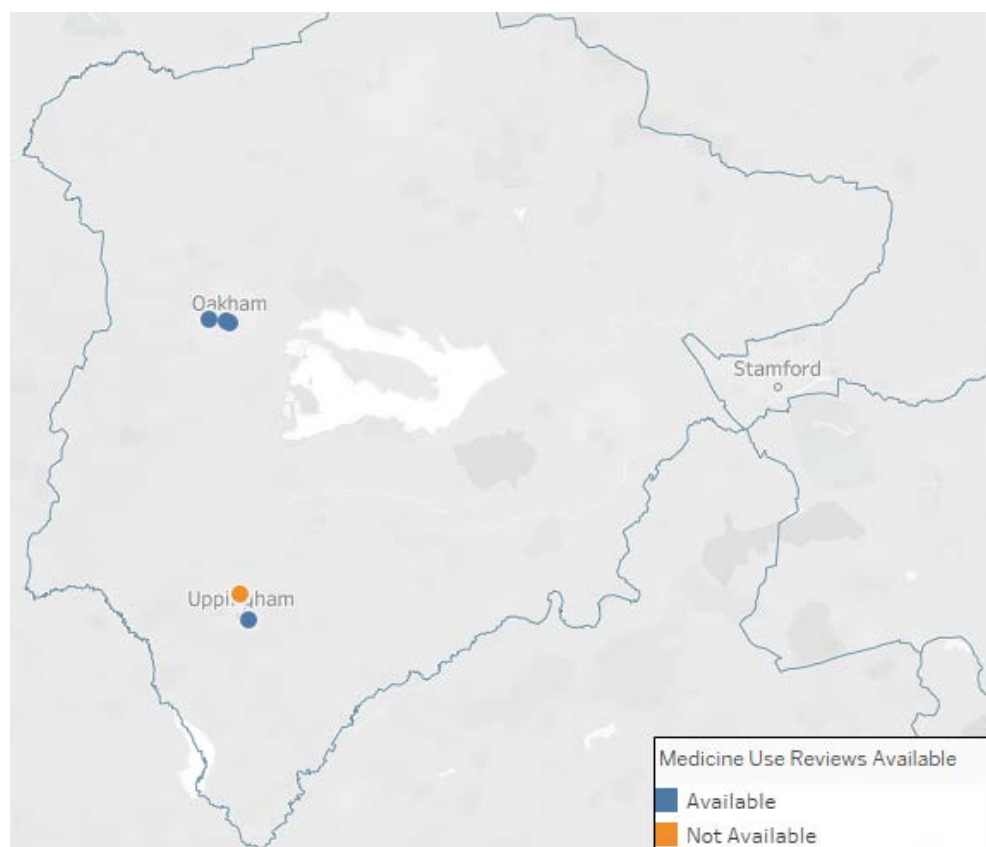
Source: NHS England and NHS Improvement, Pharmaceutical Dataset, September 2021

Medicines Use Reviews (MUR) and Prescription Intervention Service

The Medicines Use Reviews (MUR) and Prescription Intervention Service was decommissioned on 31st March 2021. The MUR and Prescription Intervention Service consisted of accredited pharmacists undertaking structured adherence-centred reviews with patients on multiple medicines, so they could manage their medicines more effectively, particularly those receiving medicines for long-term conditions. An MUR was not usually conducted more than once a year. A Prescription Intervention was simply an MUR which was triggered by a significant adherence problem which came to light during the dispensing of a prescription. It was over and above the basic interventions, relating to safety, which a pharmacist makes as part of the dispensing service.

The MUR consists of a single consultation, usually taking place at the community pharmacy. Four out five pharmacies in Rutland were providing MURs. In 2020/21, a total of 422 Medicines Use Reviews were carried out in Rutland, a rate of 10.4 MURs per 1,000 population. In 2020/21, in England, 85.5% of all pharmacies were providing MURs. Across Rutland, the overall percentage providing this service was 80%, which is similar to the England average. It is important to note that during 2020/21, many services may have been restricted due to the Covid-19 pandemic. Figure 1 shows the location of pharmacies offering MURs. There was good geographical coverage of pharmacies providing MURs.

Figure 1: Estimated prevalence of adults with bad or very bad health, and pharmacies offering MURs



Source: NHS England and NHS Improvement, Pharmaceutical Dataset, September 2021

New Medicines Service

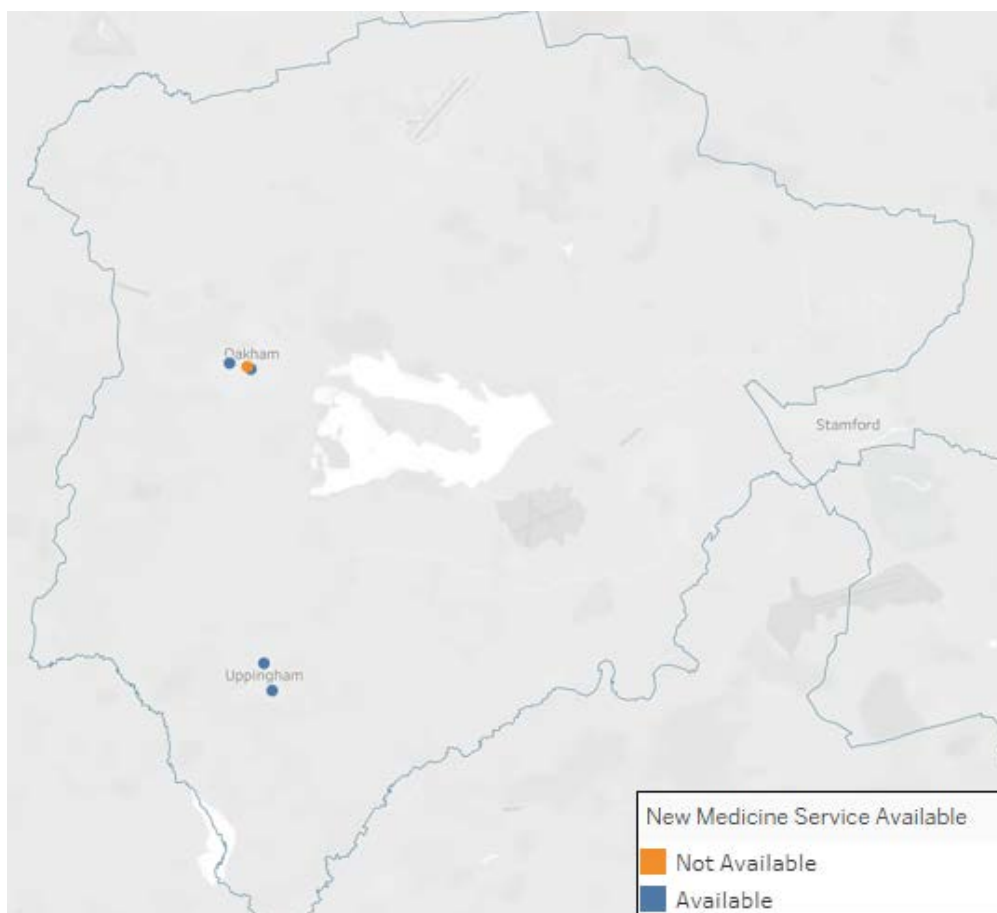
The New Medicines Service (NMS) is designed to provide early support to patients to maximise the benefits of their newly prescribed medication. The NMS can be provided to patients who have been newly prescribed a medicine for one of the following conditions/therapy areas:

- asthma and COPD
- type 2 diabetes
- antiplatelet/anticoagulant therapy
- hypertension

For each condition/therapy area, a list of medicines has been agreed. If a patient is newly prescribed one of these medicines for the relevant condition, they will be eligible to receive the service. The service is split into three stages; patient engagement, intervention and follow up.

Figure 2 shows the location of pharmacies offering the NMS service in Rutland. Four of the five pharmacies in Rutland provided the NMS. In 2020/21, a total of 446 New Medicines Services were carried out in Rutland, a rate of 11.0 per 1,000 population. In 2020/21, 82.0% of community pharmacies in England were providing NMS. The percentage providing this service is similar in Rutland at 80%.

Figure 2: Advanced Services - New Medicines Service



Source: NHS England and NHS Improvement, Pharmaceutical Dataset, September 2021

Stoma Customisation

Stoma Appliance Customisation (SAC) involves the customisation of more than one stoma appliance, based on the patient's measurements or a template. The aim of the service is to ensure proper use and comfortable fitting of the stoma appliance and to improve the duration of usage, thereby reducing waste. Nationally, 10.2% of community pharmacies provided stoma customisation in 2020-21. There are no pharmacies in Rutland providing the Stoma Appliance Customisation service, although pharmacies are able to signpost patients to appliance contractors' who provide this service.

Appliance Use Reviews

Appliance Use Reviews (AUR) can be carried out by a pharmacist or a specialist nurse in the pharmacy or at the patient's home. AURs should improve the patient's knowledge and use of any specified appliance (e.g., catheter) by:

- establishing the way the patient uses the appliance and the patient's experience of such use.
- identifying, discussing, and assisting in the resolution of poor or ineffective use of the appliance by the patient.
- advising the patient on the safe and appropriate storage of the appliance; and
- advising the patient on the safe and proper disposal of the appliances that are used or unwanted.

Nationally, 0.3% of community pharmacies provided AURs in 2020-21. There are no pharmacies in Rutland providing this service, although pharmacies are able to signpost patients to appliance contractor specialists who provide this service out of county.

Seasonal Influenza (flu) Vaccination Programme

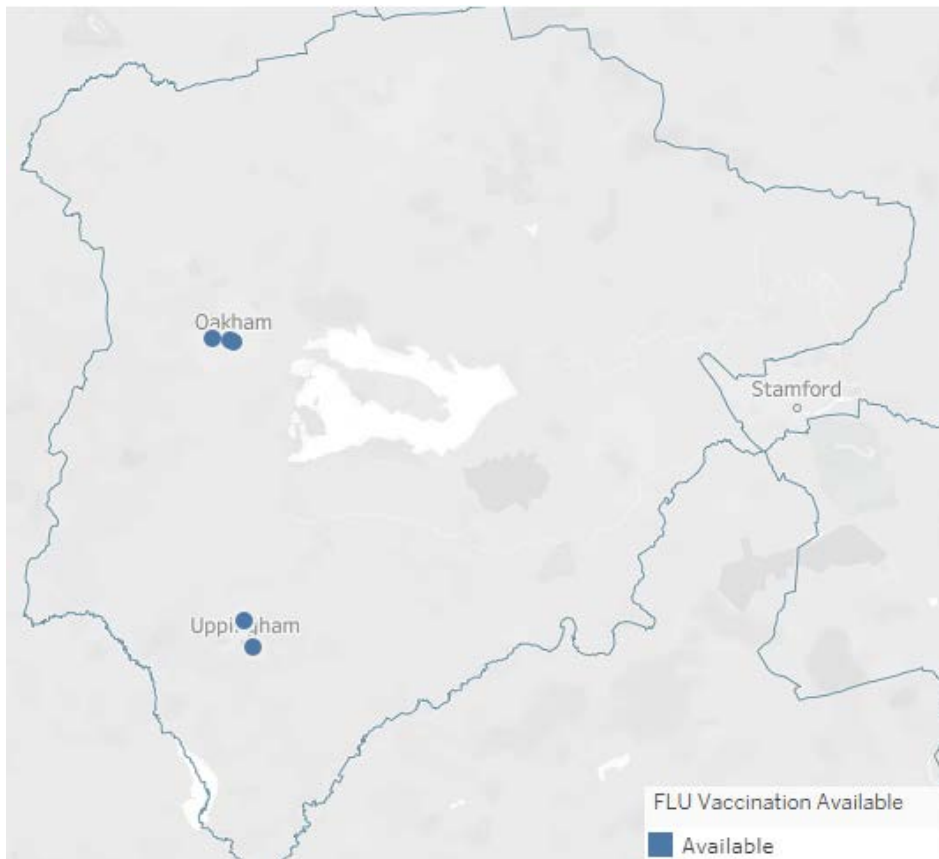
The Community Pharmacy Seasonal Influenza Vaccination Advanced Service (Flu Vaccination Service) supports NHS England and NHS Improvement, in providing an effective vaccination programme in England. This service covers those patients most at risk from influenza who are aged 18 years and older and from the following eligible groups:

- All people aged 65 years or over
- Those with certain medical conditions (e.g. chronic obstructive pulmonary disease, chronic heart disease, diabetes etc.)
- All pregnant women (including those women who become pregnant during the flu season)
- People living in long-stay residential care homes or other long-stay care facilities
- Carers

This advanced service sits alongside the nationally commissioned GP vaccination service, giving patients another choice of venue for their vaccination and helping commissioners to meet their local NHS vaccination targets.

Figure 3 shows the location of pharmacies offering the National Influenza Adult Vaccination Service (NIAVS) in Rutland. All pharmacies in Rutland (5) provide NIAVS. In England, 84.4% of community pharmacies in England were providing the NIAVS. Table 2 shows the total number of Flu vaccinations given by pharmacies in Rutland in 2020-21. In Rutland a total of 3,413 vaccinations were carried out in 2020-21.

Figure 3: Advanced Services - Seasonal Influenza Vaccination



Source: NHS England and NHS Improvement, Pharmaceutical Dataset, September 2021

Table 2: Pharmacies carrying out Seasonal Influenza Vaccination, 2020/21

	Pharmacies providing NIAVS	Seasonal Influenza Vaccination Total Income	Seasonal Influenza vaccination total vaccines	Population (18+)	Vaccinations per 1,000 population	% Pharmacies carrying out NIAVS
Rutland	5	£34,403.04	3,413	32,626	104.6	100.0%

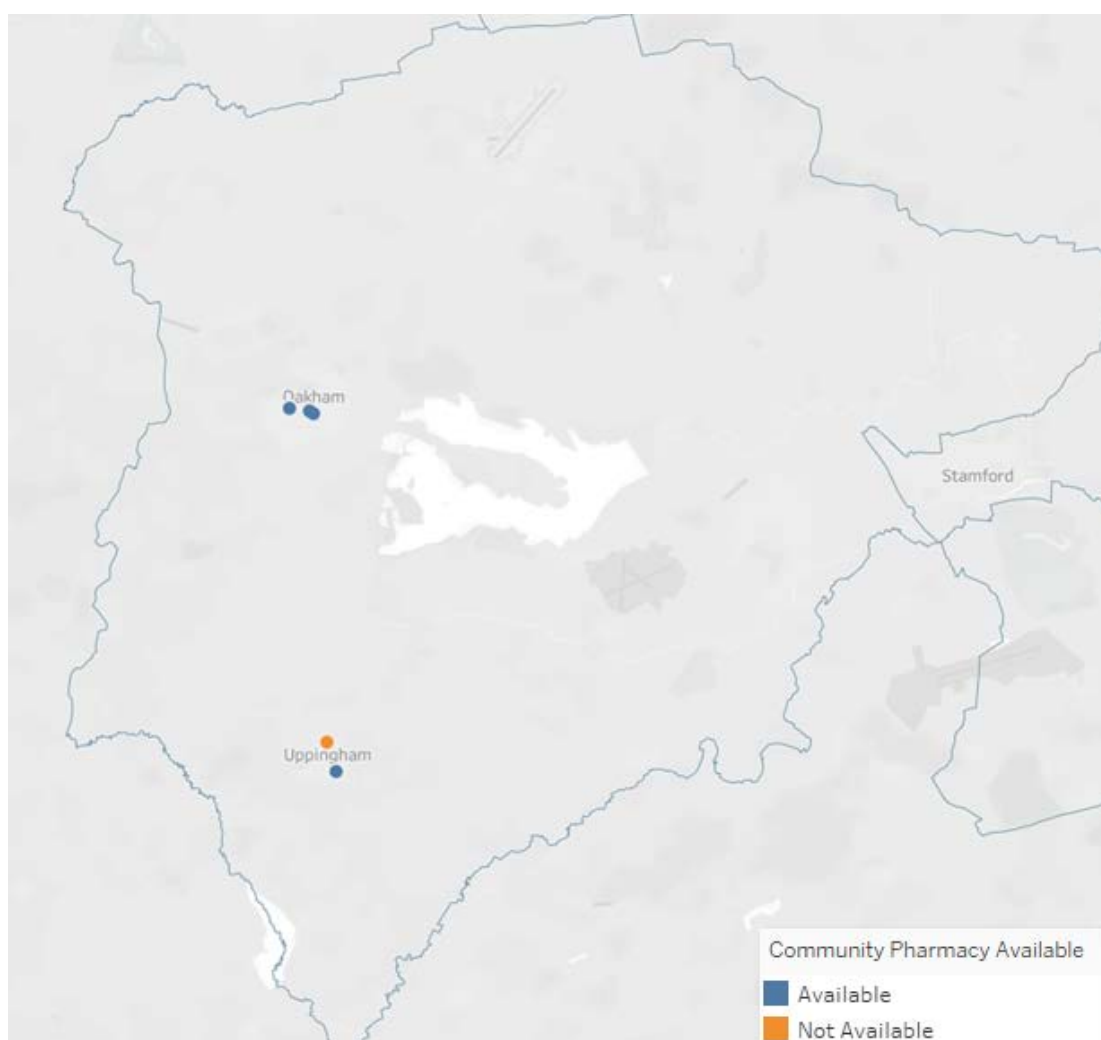
Source: NHS Business Services Authority, Advanced service flu report, January 2022.

Community Pharmacist Consultation Service

The Community Pharmacy Consultation Service CPCS was introduced in November 2020. The service replaced the NHS Urgent Medicine Supply service pilot. General practices and NHS 111 can refer patients for minor illness consultation at pharmacies offering CPCS. **Figure 4** shows the locations of the pharmacies that offer CPCS in Rutland. Four out of the five community pharmacies in Rutland provided the community pharmacist consultation service in 2020-21.

In 2020-21, a total of 172 community pharmacist consultations were carried out in Rutland, a rate of 4.3 per 1,000 population. In 2020-21, 79.8% of community pharmacies in England were providing CPCS. The percentage providing this service is very similar in Rutland at 80%.

Figure 4: Advanced Services – Community Pharmacist Consultation



Source: NHS England and NHS Improvement, Pharmaceutical Dataset, September 2021

Covid-19 Lateral Flow Device Distribution

From March 2021 to March 2022, lateral flow device distribution was added to the advanced services available at some community pharmacies. Lateral flow devices were free to collect for members of the public. This service ceased from 1st April 2022. No data was collected nationally.

Hepatitis C Testing Service

The Hepatitis C Antibody Testing Service is point of care testing for Hepatitis C antibodies in people who inject drugs who haven't yet accepted treatment for substance use. It is available from pharmacies who offer this service. Those who test positive are referred for further confirmatory testing. Nationally, less than 0.1% of community pharmacies provided a Hepatitis C Antibody testing service in 2020-21. There were no pharmacies in Rutland providing the Hepatitis C Antibody Testing Service.

Hypertension Case Finding Service

Also known as the NHS Blood Pressure Check, from October 2021 pharmacies provided clinic blood pressure testing to those aged over 40 to identify those with high blood pressure. Where clinically indicated, patients are then offered 24-hour ambulatory blood pressure monitoring, the results of which are shared with the persons GP.

Pandemic Delivery Service

Originally offered to clinically extremely vulnerable people shielding due to Covid-19 before being offered to people who have been notified of the need to self-isolate by NHS Test and Trace. Delivery of prescriptions from pharmacies was organised via a variety of methods including volunteer delivery or direct pharmacy delivery. This service ceased from 5th March 2022. No data was collected nationally.

Smoking Cessation Service

This service enables NHS trusts to refer patients to a community pharmacy of their choice to continue their smoking cessation treatment, including providing medication and support as required. There is no 2020/21 data available on this service as it only became an advanced service in 2022.

APPENDIX D - COMMUNITY BASED SERVICES - DATA AND ANALYSIS

Community Based Services are additional services that are commissioned by CCGs or by local authorities to meet the health needs of their populations. A number of these services are commissioned from pharmacies.

The services that are currently commissioned by Rutland County Council are:

- Emergency Hormonal Contraception (EHC)
- Needle and syringe exchange for people with drug addictions; (via Turning Point)
- Supervised administration of methadone and other substitutes; (via Turning Point)
- Champix provision to help people who want to stop smoking; *this has been paused due to discontinuation of production of the treatment.*

The services that are currently commissioned by Leicester, Leicestershire and Rutland CCGs are:

- Extended care services Tier 1- Conjunctivitis and UTI treatment
- Extended care services Tier 2a - Impetigo, Eczema and insect bite treatment
- Palliative Medicine Supply
- Emergency Supply Service
- Covid-19 Vaccinations

Leicestershire Partnership Trust commissioned 2 services during 2021/22

- Under 18 Flu Vaccination
- Under 18 COVID Vaccination

Table 3 summarises the Community Based Services available in Rutland by each of the five pharmacies.

Table 3: Summary of Community Based services available by Pharmacy in Rutland

Pharmacy Name and Address	Community Based Services									
	Emergency Hormonal Contraception	Needle Exchange service	Supervised methadone consumption service	Emergency Supply Service	Palliative Medicine Supply	Extended Care service (Tier 1)- Conjunctivitis	Extended Care service (Tier 1)- UTI	Extended Care service (Tier 2a)- Impetigo	Extended Care service (Tier 2a)- Insect Bites	Pharmacy Extended Care service (Tier 2a)- Eczema
Rutland Late Night Pharmacy- Oakham, 45c High Street, Oakham	Yes	No	Yes	No	No	Yes	Yes	Yes	Yes	Yes
Ashdale Pharmacy Oakham, Ayston Rd, Northgate, Uppingham	No	No	No	No	No	No	No	No	No	No
Boots UK Ltd, 26 High Street East Uppingham	Yes	No	No	Yes	No	No	No	No	No	No
Boots UK Ltd, 18 High Street, Oakham	Yes	Yes	Yes	Yes	No	No	No	No	No	No
Your Boots Local Pharmacy, Cold Overton Road, Oakham	Yes	No	Yes	Yes		Yes	Yes	No	No	No

Source: Community Based Service Dataset, Leicestershire County Council and Turning Point Dataset.

Emergency Hormonal Contraception

Following an episode of unprotected sexual intercourse (UPSI), the provision of emergency contraception can help to prevent unplanned pregnancy. Intrauterine devices provide the best method of emergency contraception as they give lasting protection. However, emergency hormonal contraception (EHC) is frequently a preferred method.

A public health community-based service contract is currently in place with the aim of reducing unintended conceptions and improving sexual health for young people by:

- Provision of free oral Emergency Contraception (Ulipristal acetate (UPA) or Levonelle (LNG) to women under 25 years in Leicestershire and Rutland from accessible community-based settings that provide a timely, open access service in line with the criteria and patient group directions (PGDs) as detailed in this specification
- Active promotion of the online Chlamydia Screening Programme, online STI testing platform, general awareness of chlamydia and other sexual health issues to promote good sexual health and signposting to other sexual health services as necessary
- Provision of clear signposting and advice in relation to sexual health services
- Strengthening of the local network of contraceptive and sexual health services to help ensure easy and swift access to advice and services
- Provision of advice on the use of condoms to prevent infection and of public health information on safer sex practices to increase the knowledge of risks associated with STIs. Providers will be expected as a minimum to engage with and support the local C-Card condom distribution delivery model

Four of the five pharmacies in Rutland offer this service including one 100-hour pharmacy, illustrated in **Figure 5**. In 2020/21, the overall consultation rate in Rutland Pharmacies was 6.8 consultations per 1,000 females aged 15-24 years.

Figure 5: Rates of under 18 conceptions by ward, and pharmacies providing EHC



Source: Community Based Service Dataset, Leicestershire County Council and Turning Point Dataset.

EHC is also provided by the specialist integrated sexual health service, GP practices in Rutland and by the School Nursing Service. A new EHC drug, Ulipristal, has been found to have a lower failure rate and is effective for up to five days after UPSI.

Substance Misuse Services

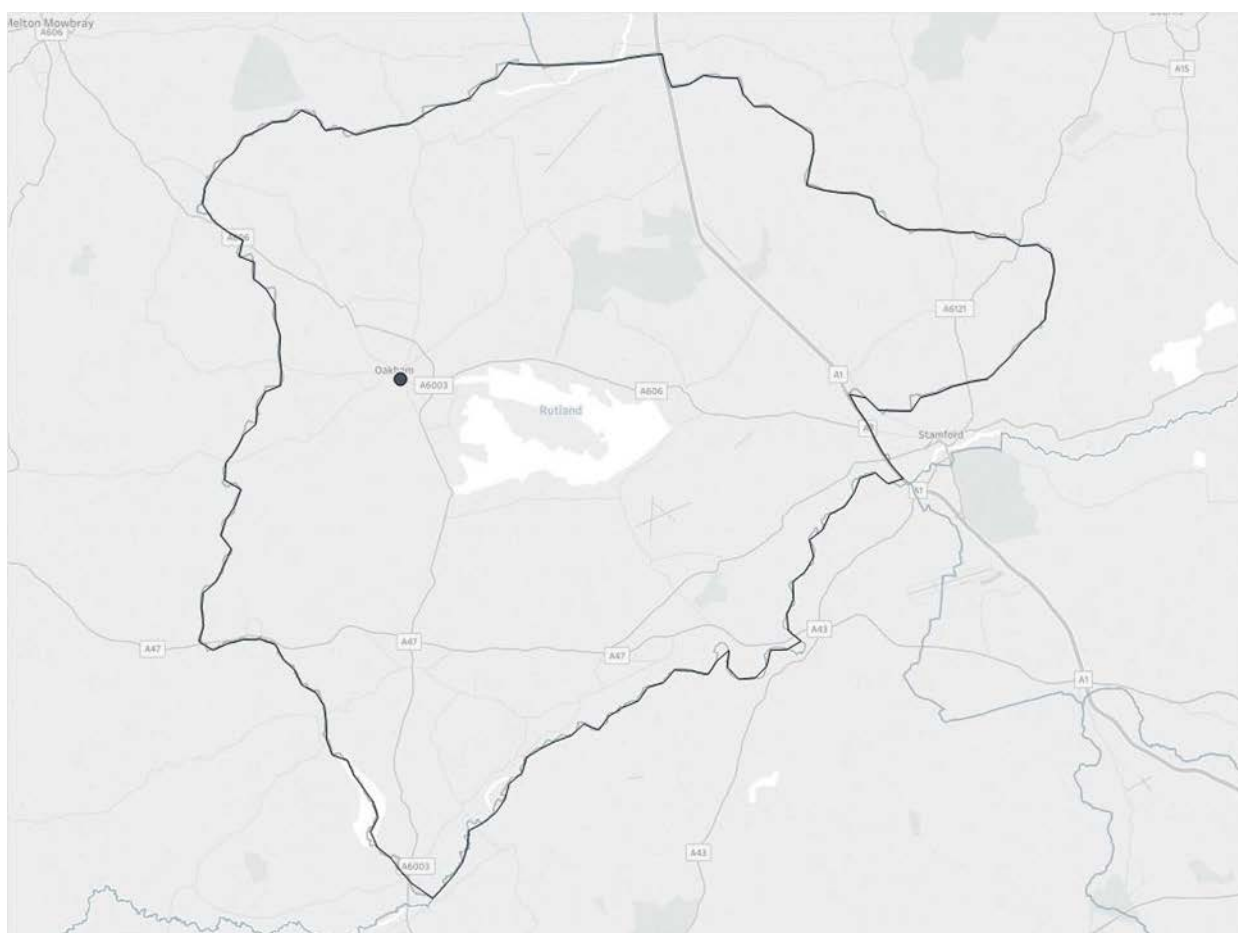
There are currently two community-based services for substance misuse, the Needle Exchange Service and the Supervised Methadone Consumption Service. The Public Health Team for Rutland County Council commissions these services through Turning Point, a national charity that supports and treats people with alcohol and substance misuse problems. Turning Point has been commissioned to manage the whole system for people in Rutland with respect to substance misuse, and the pharmacy is a key part of the pathway for community-based services. Turning Point have put in place agreements with pharmacies to deliver needle exchange and supervised methadone consumption to support treatment and harm reduction in the community.

Needle Exchange

The overall aim of the Needle Exchange Service is to reduce the rates of equipment sharing amongst injecting drug users thereby preventing the risks of infection and drug related harm (individual and community). Pharmacies provide access to sterile equipment including needles and syringes and sharps containers for return of used equipment. Where agreed locally, associated materials for example condoms, citric acid and swabs, will be provided to promote safe injecting practice and reduce transmission of infections by substance misusers. Pharmacies offer a user-friendly, non-judgmental, client-centred and confidential service.

Figure 6 shows 1 pharmacy in Rutland provides this service. This is based in Oakham.

Figure 6: Community Based Services - Needle Exchange Service



Source: Community Based Service Dataset, Leicestershire County Council and Turning Point Dataset.

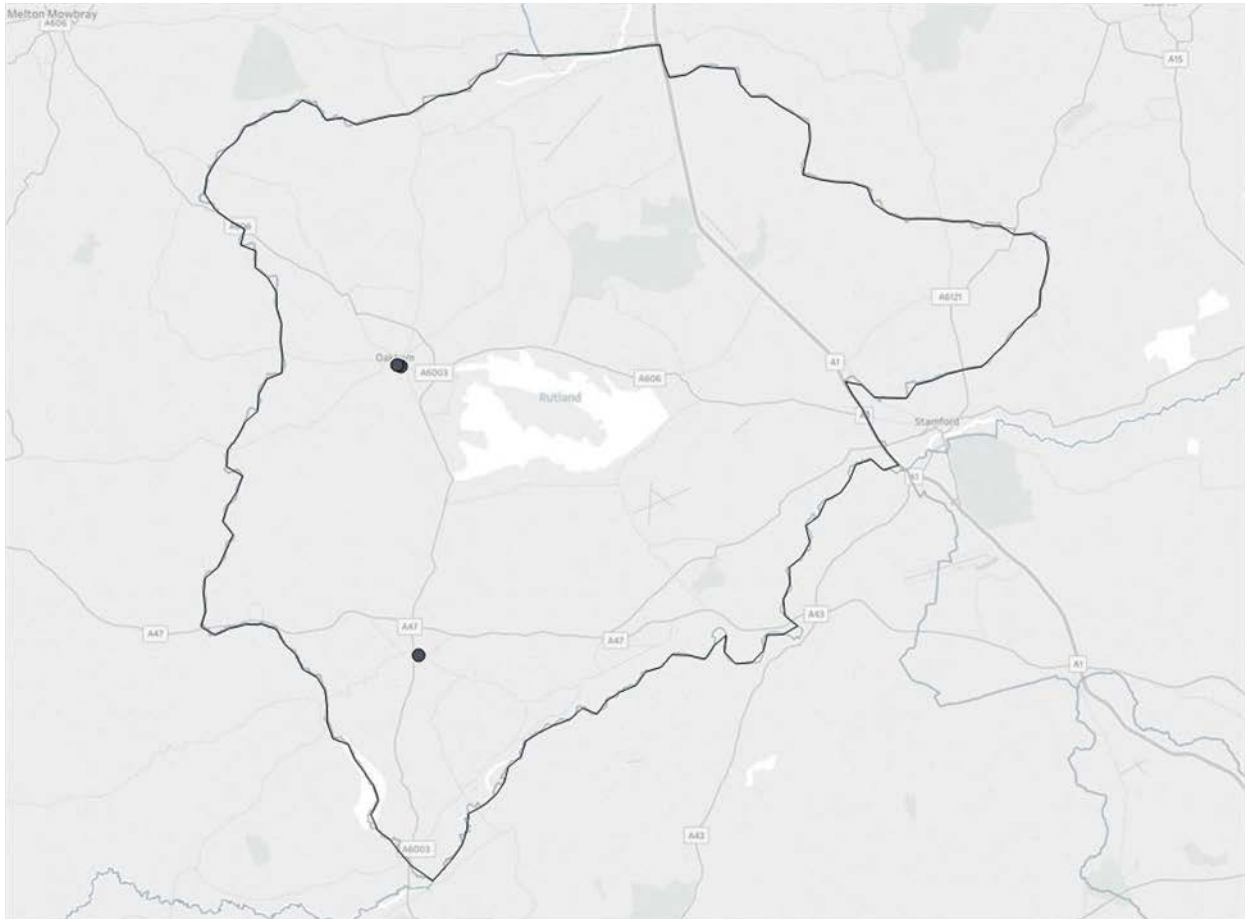
Supervised Methadone Consumption

This service requires the pharmacist to supervise the consumption of methadone or other prescribed drugs at the point of dispensing in the pharmacy ensuring that the dose has been administered to the patient. Pharmacies offer a user-friendly, non-judgmental, client-centred and confidential service. The pharmacy will provide support and advise the patient including

referral to primary care or specialist centres where appropriate.

Figure 7 illustrates the location of pharmacies providing supervised methadone consumption in Rutland. Three pharmacies provide this service in Rutland; two in Oakham, one of which is the 100-hour pharmacy, and one in Uppingham.

Figure 7: Community Based Services - Supervised Methadone Consumption Service



Source: Community Based Service Dataset, Leicestershire County Council and Turning Point Dataset.

Extended Care Services

Of the 5 pharmacies in Rutland in 2020/21, two offered tier 1 extended care services (Conjunctivitis and UTI treatment). Both these pharmacies were located in Oakham, one of which is a 100-hour pharmacy. Only one pharmacy offered Tier 2a extended care services (Eczema, Impetigo and Insect bite treatment) this is the 100-hour pharmacy in Oakham.

Palliative Medicine Supply

No Pharmacies in Rutland supplied Palliative medicine in 2020/21.

Emergency Supply Service

In 2020/21 three of the five pharmacies in Rutland provided the Emergency Supply Service, including the 100-hour pharmacy in Oakham.

COVID Vaccinations

Work was also carried out by pharmacies to support the Covid-19 vaccination programme.

Service Level Agreements and Non-contracted Services

Many services provided by community pharmacists are commissioned locally according to the needs of the area. Locally commissioned community pharmacy services can be contracted via a number of different routes and by different commissioners, including local authorities, NHS Trusts and Clinical Commissioning Groups.

APPENDIX E – ACCESS TO SERVICES

BY DEPRIVATION

Table 4, Table 5 and Table 6 show drive, walk and public transport times respectively for the population living in areas classified into local deprivation quintiles.

Table 4: Estimated population by deprivation quintile and drive times

Deprivation quintile	Less than 5 minutes		6-10 minutes		11-15 minutes		More than 15 minutes	
	Number	Percent	Number	Percent	Number	Percent	Number	Percent
Quintile 3	3852	50.8%	0	0.0%	0	0.0%	3728	49.2%
Quintile 4	3255	28.8%	4965	43.9%	3096	27.4%	0	0.0%
Quintile 5- Least Deprived	14503	67.2%	7077	32.8%	0	0.0%	0	0.0%

Table 5: Estimated population by deprivation quintile and walk time

Deprivation quintile	Less than 5 minutes		6-10 minutes		11-15 minutes		More than 15 minutes	
	Number	Percent	Number	Percent	Number	Percent	Number	Percent
Quintile 3	0	0.0%	3852	50.8%	0	0.0%	3728	49.2%
Quintile 4	1667	14.7%	1588	14.0%	0	0.0%	8061	71.2%
Quintile 5- Least Deprived	4927	22.8%	2606	12.1%	3682	17.1%	10365	48.0%

Table 6: Estimated population by deprivation quintile and public transport journey time on weekday mornings

Deprivation quintile	Less than 5 minutes		6-10 minutes		11-15 minutes		More than 15 minutes	
	Number	Percent	Number	Percent	Number	Percent	Number	Percent
Quintile 3	0	0.0%	3852	50.8%	0	0.0%	3728	49.2%
Quintile 4	1667	14.7%	1588	14.0%	0	0.0%	8061	71.2%
Quintile 5- Least Deprived	3413	15.8%	5565	25.8%	6526	30.2%	6076	28.2%

Source: Strategic Health Asset Planning and Evaluation, 2022.

BY AGE

Table 7, Table 8 and Table 9 show drive, walk and public transport times respectively for the estimated population belonging to age bands.

Table 7: Estimated population by age and drive time

Age Band	Less than 5 minutes		6-10 minutes		11-15 minutes		More than 15 minutes	
	Number	Percent	Number	Percent	Number	Percent	Number	Percent
0-14	3,528	58.3%	1,740	28.8%	435	7.2%	349	5.8%
15-24	2,678	66.7%	841	20.9%	196	4.9%	301	7.5%
25-64	10,192	50.8%	6,117	30.5%	1472	7.3%	2,282	11.4%
65-84	4,436	49.9%	2,954	33.2%	852	9.6%	653	7.3%
85+	776	53.5%	390	26.9%	141	9.7%	143	9.9%

Table 8: Estimated population by age and walk time

Age Band	Less than 5 minutes		6-10 minutes		11-15 minutes		More than 15 minutes	
	Number	Percent	Number	Percent	Number	Percent	Number	Percent
0-14	1,058	17.5%	1,464	24.2%	558	9.2%	2,972	49.1%
15-24	1,398	34.8%	592	14.7%	269	6.7%	1,757	43.8%
25-64	2,716	13.5%	4,068	20.3%	1786	8.9%	11,493	57.3%
65-84	1,183	13.3%	1,568	17.6%	974	10.9%	5,170	58.1%
85+	239	16.5%	354	24.4%	95	6.6%	762	52.6%

Table 9: Estimated population by age and public transport journey time on weekday mornings

Age Band	Less than 5 minutes		6-10 minutes		11-15 minutes		More than 15 minutes	
	Number	Percent	Number	Percent	Number	Percent	Number	Percent
0-14	831	13.7%	1,938	32.0%	940	15.5%	2,343	38.7%
15-24	1,299	32.3%	791	19.7%	448	11.2%	1,478	36.8%
25-64	1,953	9.7%	5,575	27.8%	3167	15.8%	9,368	46.7%
65-84	808	9.1%	2,278	25.6%	1772	19.9%	4,037	45.4%
85+	189	13.0%	423	29.2%	199	13.7%	639	44.1%

Source: Strategic Health Asset Planning and Evaluation, 2022.

BY RURAL URBAN CLASSIFICATION

Table 10, Table 11 and **Table 12** show drive, walk and public transport times respectively for the estimated population by Rural Urban Classification¹.

Table 10: Estimated population by rurality and drive times

Rurality	Less than 5 minutes		6-10 minutes		11-15 minutes		More than 15 minutes	
	Number	Percent	Number	Percent	Number	Percent	Number	Percent
Rural town and fringe	6448	52.4%	4114	33.5%	1733	14.1%	0	0.0%
Rural village and dispersed	1841	12.4%	7928	53.4%	1363	9.2%	3728	25.1%
Urban city and town	13321	100.0%	0	0.0%	0	0.0%	0	0.0%

Table 11: Estimated population by rurality and walk times

Rurality	Less than 5 minutes		6-10 minutes		11-15 minutes		More than 15 minutes	
	Number	Percent	Number	Percent	Number	Percent	Number	Percent
Rural town and fringe	3413	27.8%	1588	12.9%	0	0.0%	7294	59.3%
Rural village and dispersed	0	0.0%	0	0.0%	0	0.0%	14860	100.0%
Urban city and town	3181	23.9%	6458	48.5%	3682	27.6%	0	0.0%

Table 12: Estimated population by rurality and public transport journey time on weekday mornings

Rurality	Less than 5 minutes		6-10 minutes		11-15 minutes		More than 15 minutes	
	Number	Percent	Number	Percent	Number	Percent	Number	Percent
Rural town and fringe	3413	27.8%	1588	12.9%	3056	24.9%	4238	34.5%
Rural	0	0.0%	0	0.0%	1233	8.3%	13627	91.7%

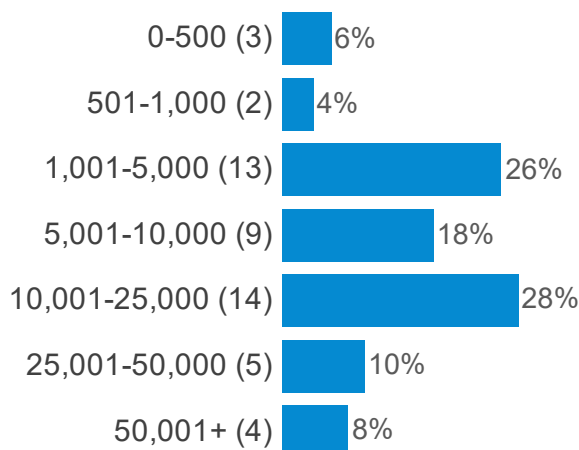
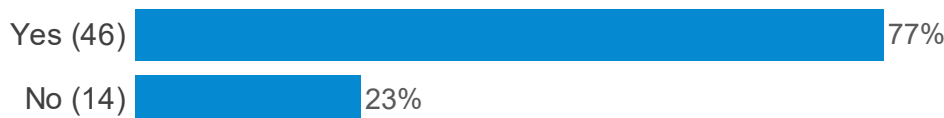
village and dispersed								
Urban city and town	1667	12.5%	9417	70.7%	2237	16.8%	0	0.0%

Source: Strategic Health Asset Planning and Evaluation, 2022.

PNA Pharmacy Survey 2022

PNA Pharmacy Survey 2022

This report was generated on 15/09/22. Overall 99 respondents completed this questionnaire. The report has been filtered to just show the 63 responses for Leicestershire and Rutland and to exclude the open comments.

Approximately, how many over the counter enquiries does the pharmacy get per year?**Is there a consultation area on the premises?****If yes... (Does the area have wheelchair access?)****If yes... (Is the consultation area in a closed room?)****If yes... (Are there hand washing facilities in the area?)**

If yes... (Are there hand washing facilities close to the area?)



If yes... (Do patients attending for consultation have access to toilet facilities?)



Are you planning to provide a consultation area within the next 12 months?

- Yes (-)
- No (-)

If yes... (Will the area have wheelchair access?)

- Yes (-)
- No (-)
- Don't know (-)

If yes... (Will the consultation area be in a closed room?)

- Yes (-)
- No (-)
- Don't know (-)

If yes... (Will there be hand washing facilities in the area?)

- Yes (-)
- No (-)
- Don't know (-)

If yes... (Will there be hand washing facilities close to the area?)

Yes (-)

No (-)

Don't know (-)

If yes... (Will patients attending for consultation have access to toilet facilities?)

Yes (-)

No (-)

Don't know (-)

Does the pharmacy have access to an off-site consultation area (i.e. one which the former PCT or NHS England and NHS Improvement local team has given consent for use)?

Yes (2) 3%

No (59) 97%

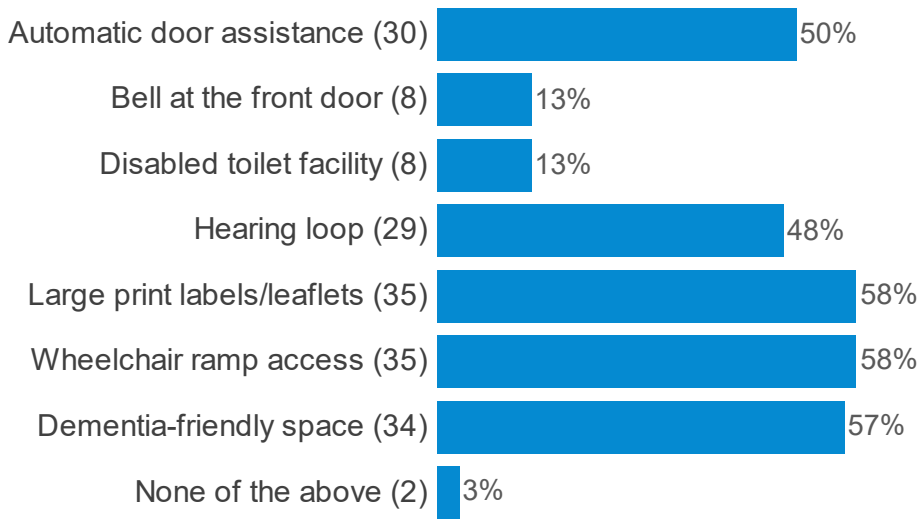
Is the pharmacy willing to undertake consultations in the patient's home / other suitable site?

Yes (27) 44%

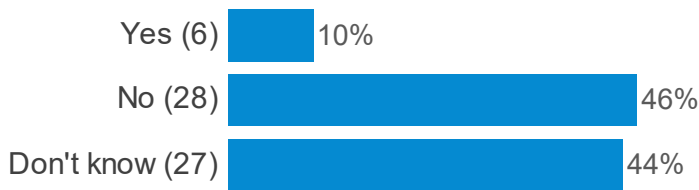
No (34) 56%

PNA Pharmacy Survey 2022

Which of the following facilities does the pharmacy have to help people access services? Please tick all that apply.

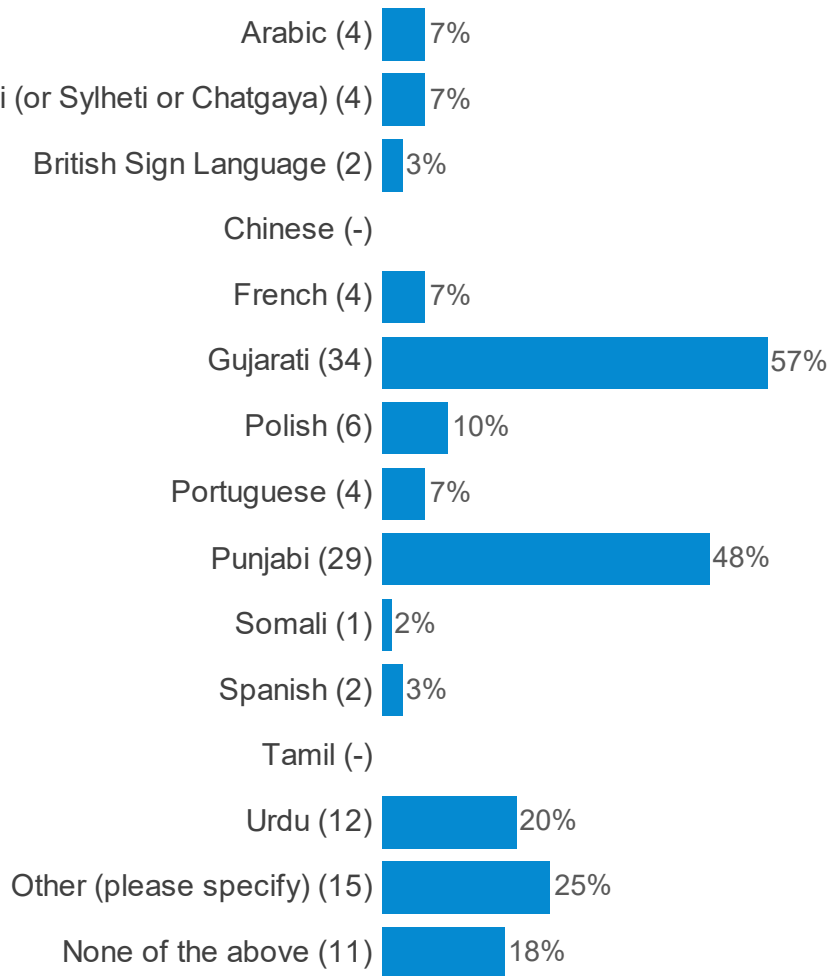


Is the pharmacy entitled to Pharmacy Access Scheme payments?

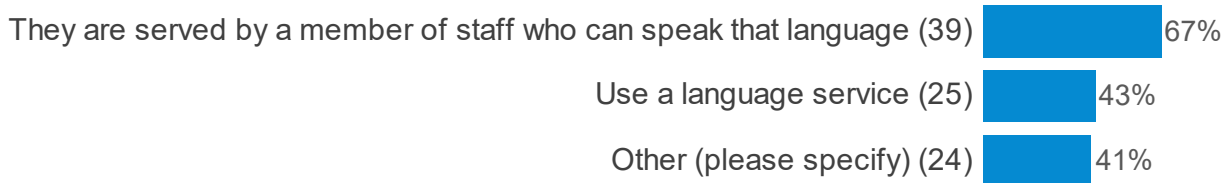


PNA Pharmacy Survey 2022

Which of the following languages are spoken by pharmacy staff (in addition to English)? Please tick all that apply.



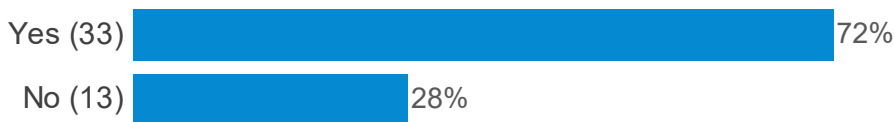
If a patient who is unable to speak English attends the pharmacy, what is the usual course of action? Please tick all that apply.



Do you use the following? (Locum Pharmacists)



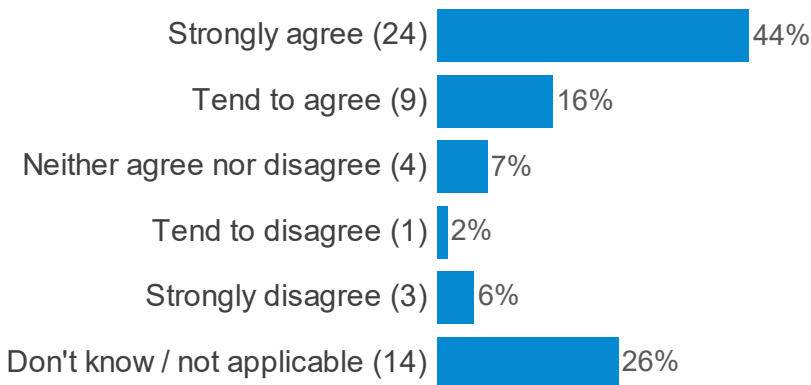
Do you use the following? (Relief Pharmacists)



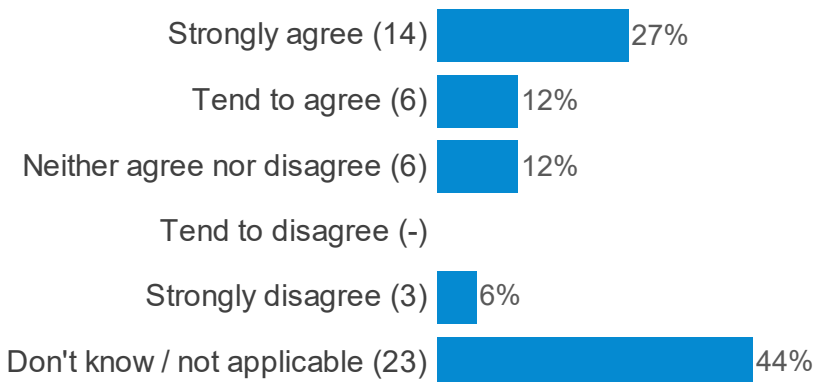
Do you use the following? (Other locum pharmacy staff)



To what extent do you agree or disagree that your pharmacy experiences recruitment difficulties in the following roles? (Community Pharmacist (MPharm))

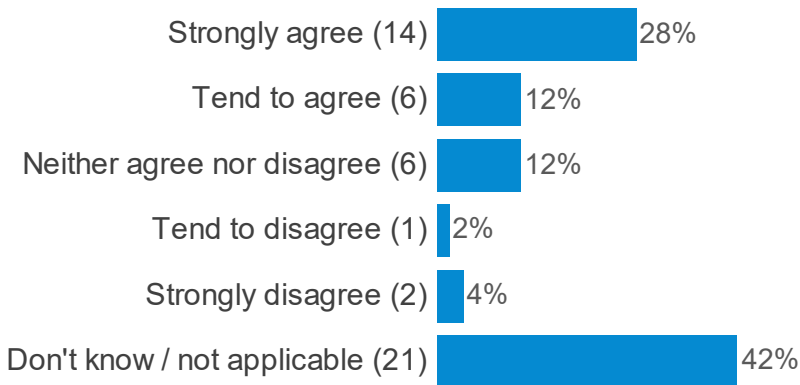


To what extent do you agree or disagree that your pharmacy experiences recruitment difficulties in the following roles? (Community Pharmacist with clinical diploma)

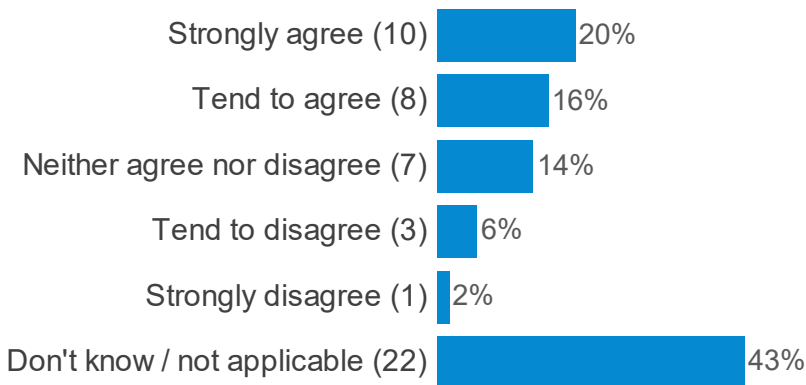


PNA Pharmacy Survey 2022

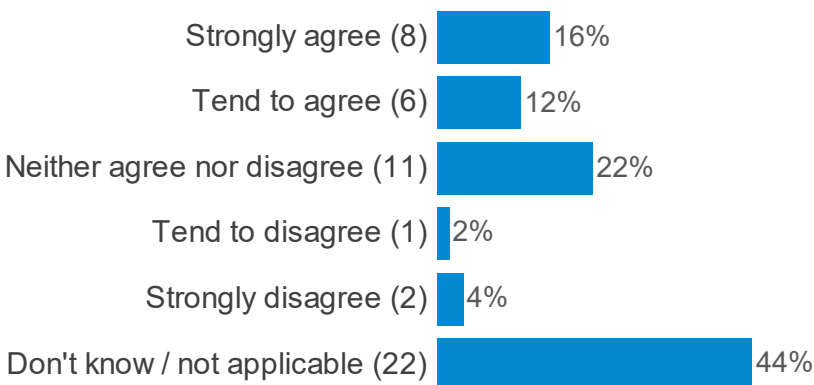
To what extent do you agree or disagree that your pharmacy experiences recruitment difficulties in the following roles? (Independent Prescriber Pharmacist (IPPs))



To what extent do you agree or disagree that your pharmacy experiences recruitment difficulties in the following roles? (Pre-registration Pharmacist)

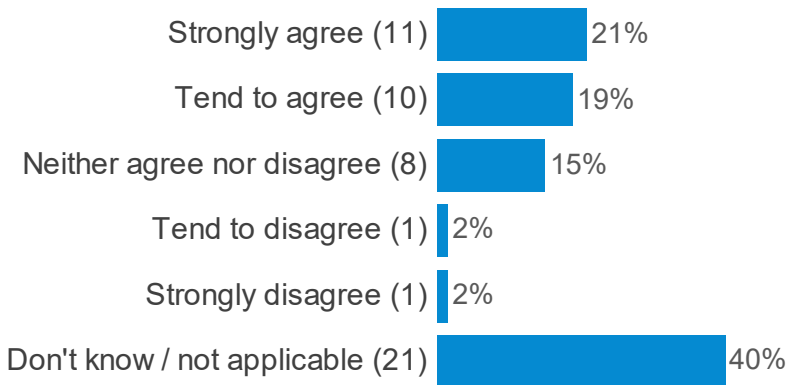


To what extent do you agree or disagree that your pharmacy experiences recruitment difficulties in the following roles? (Apprenticeship)

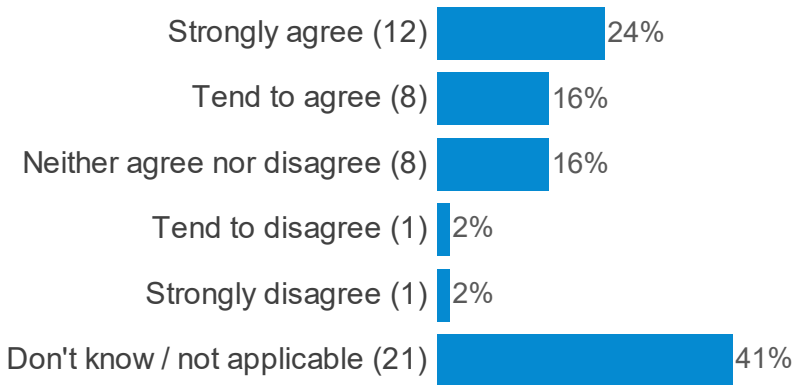


PNA Pharmacy Survey 2022

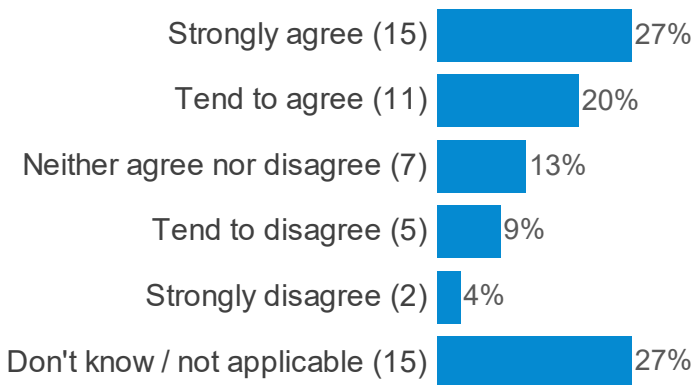
To what extent do you agree or disagree that your pharmacy experiences recruitment difficulties in the following roles? (Accredited Pharmacy Technician)



To what extent do you agree or disagree that your pharmacy experiences recruitment difficulties in the following roles? (Accuracy Checking Technician)

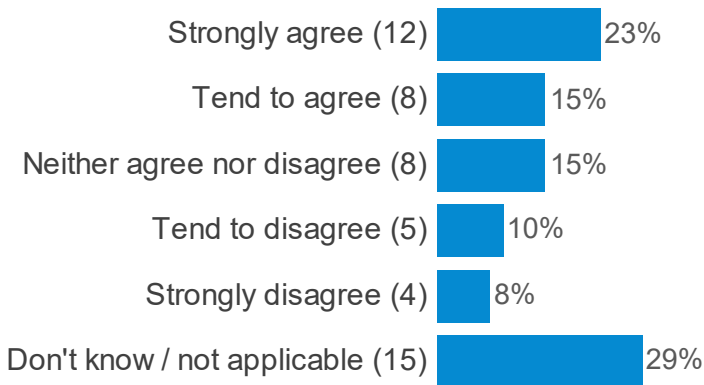


To what extent do you agree or disagree that your pharmacy experiences recruitment difficulties in the following roles? (Dispenser)

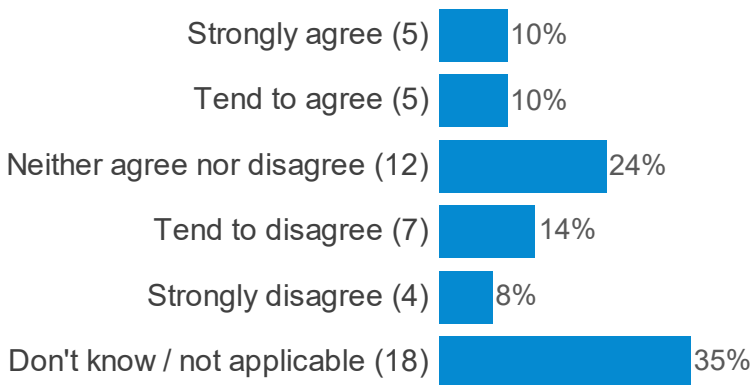


PNA Pharmacy Survey 2022

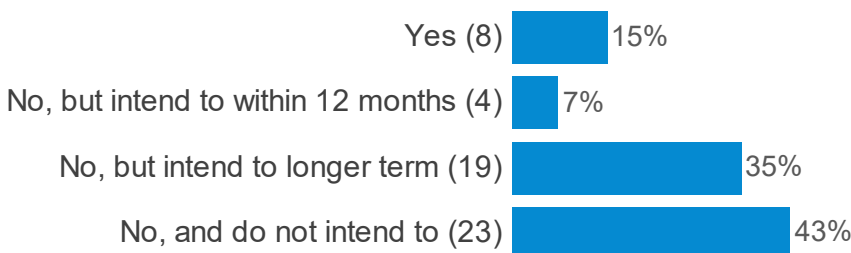
To what extent do you agree or disagree that your pharmacy experiences recruitment difficulties in the following roles? (Medicines Counter Assistant)



To what extent do you agree or disagree that your pharmacy experiences recruitment difficulties in the following roles? (Delivery driver)

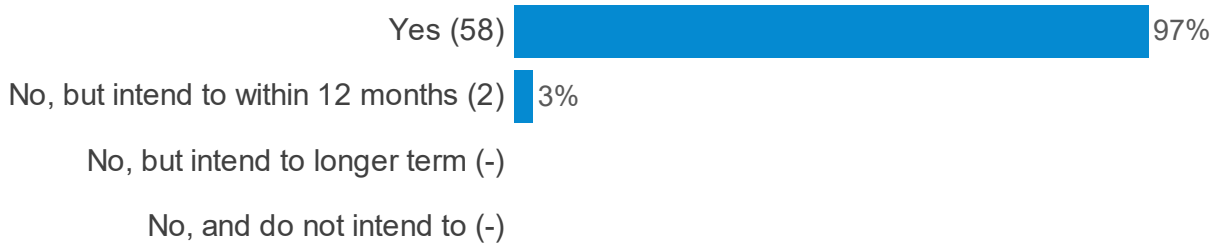


Does the pharmacy provide the following Advanced Services? (Appliance Use Review Service (AUR))

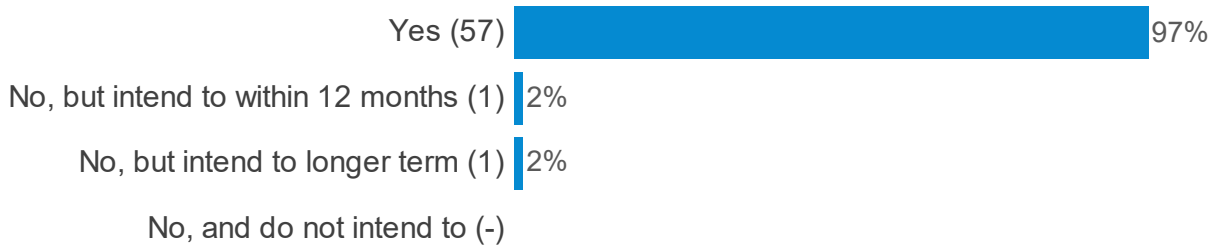


PNA Pharmacy Survey 2022

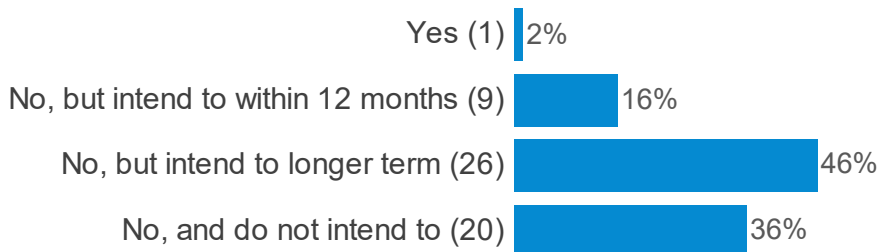
Does the pharmacy provide the following Advanced Services? (Community Pharmacist Consultation Service (CPCS))



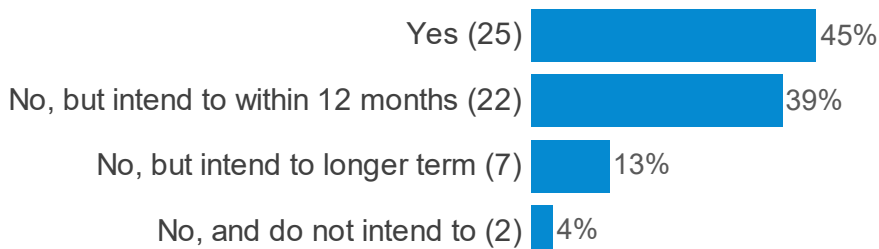
Does the pharmacy provide the following Advanced Services? (Flu Vaccination Service)



Does the pharmacy provide the following Advanced Services? (Hepatitis C Testing Service)

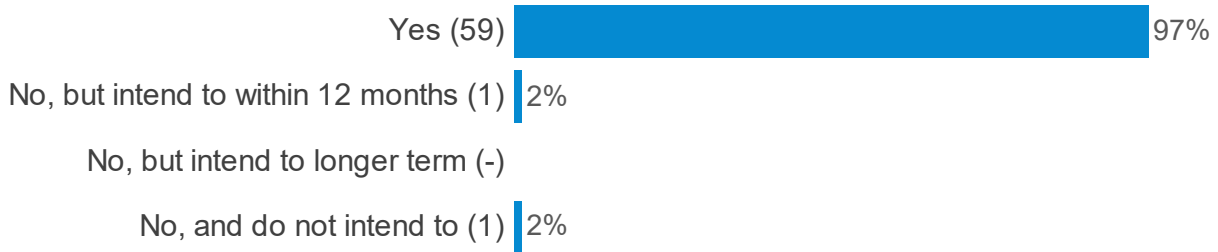


Does the pharmacy provide the following Advanced Services? (Hypertension Case-Finding Service)

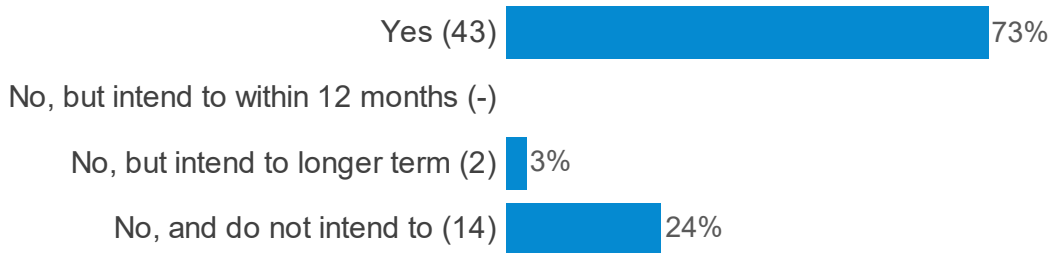


PNA Pharmacy Survey 2022

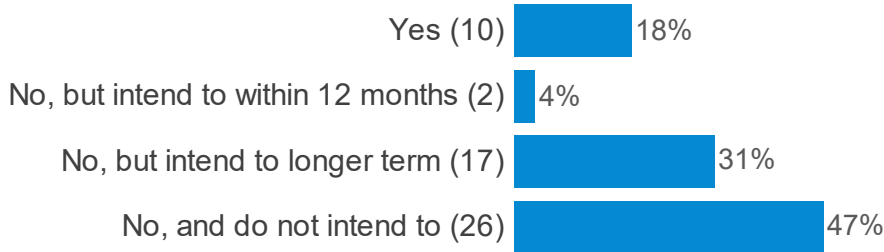
Does the pharmacy provide the following Advanced Services? (New Medicine Service (NMS))



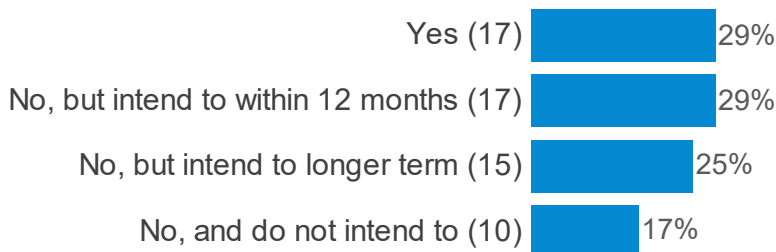
Does the pharmacy provide the following Advanced Services? (Pandemic Delivery Service)



Does the pharmacy provide the following Advanced Services? (Stoma Appliance Customisation Service (SAC))

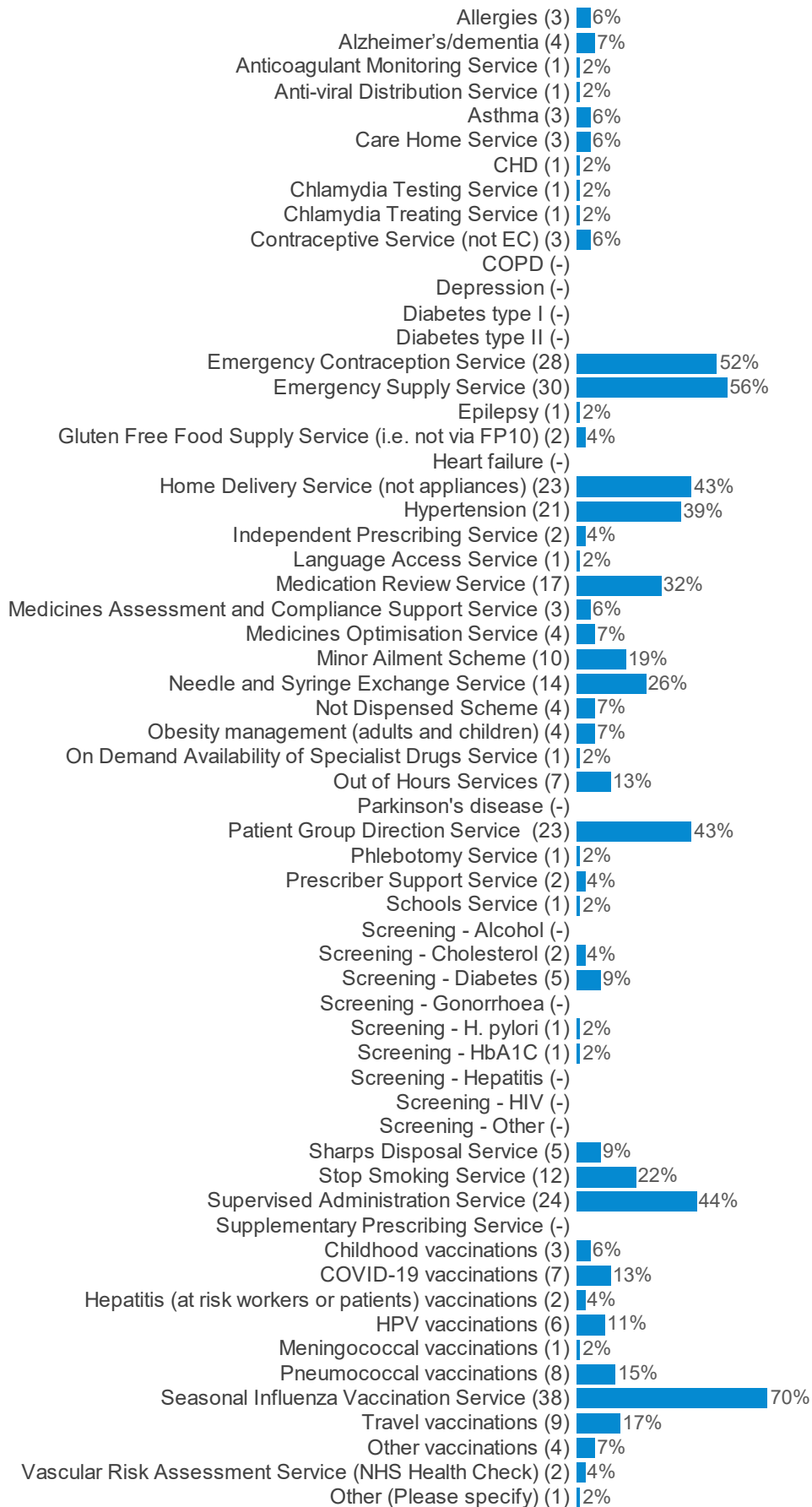


Does the pharmacy provide the following Advanced Services? (Stop Smoking Service)



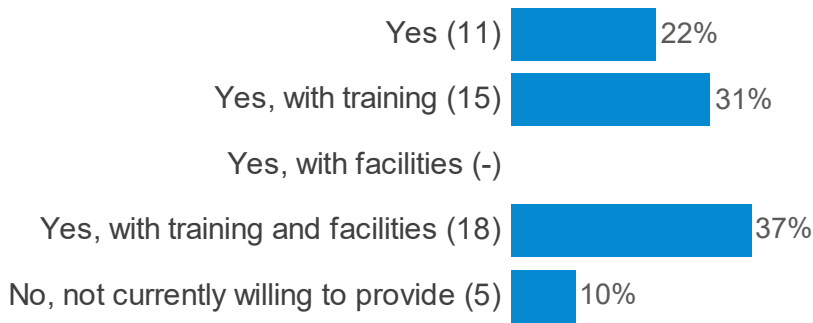
PNA Pharmacy Survey 2022

**Which of the following NHS England commissioned services do you currently provide?
Please tick all that apply.**

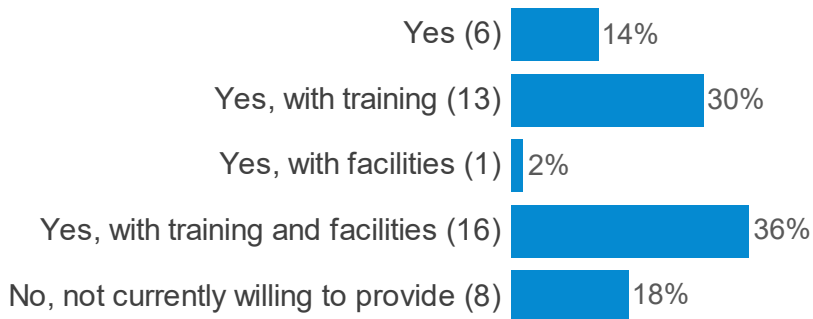


PNA Pharmacy Survey 2022

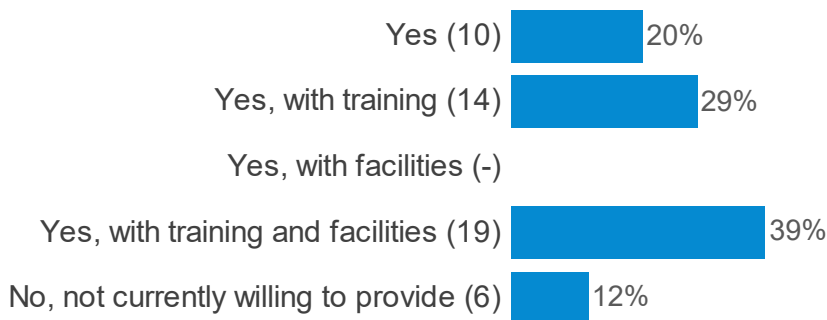
Which of the following NHS England commissioned services would you be willing to provide? (Allergies)



Which of the following NHS England commissioned services would you be willing to provide? (Alzheimer's/dementia)

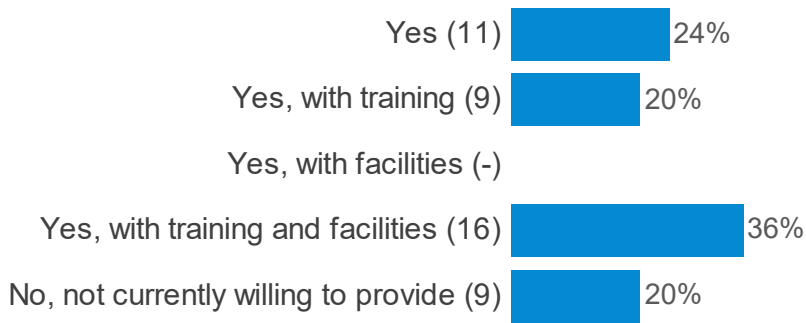


Which of the following NHS England commissioned services would you be willing to provide? (Anticoagulant Monitoring Service)

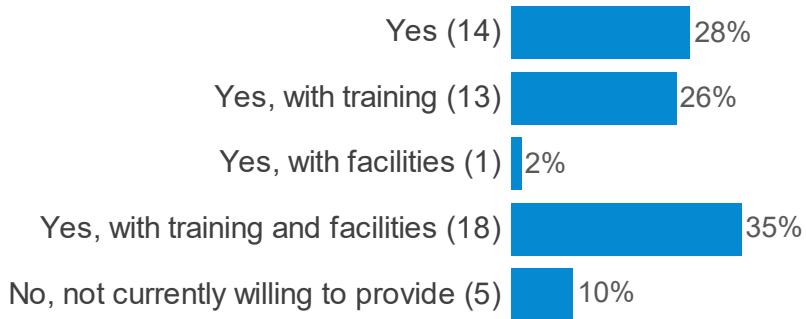


PNA Pharmacy Survey 2022

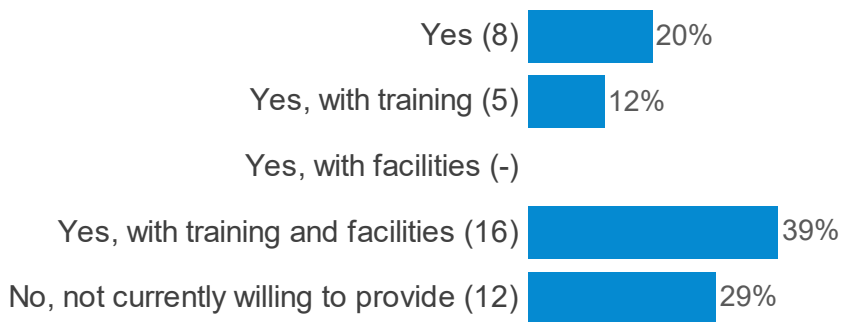
Which of the following NHS England commissioned services would you be willing to provide? (Anti-viral Distribution Service)



Which of the following NHS England commissioned services would you be willing to provide? (Asthma)

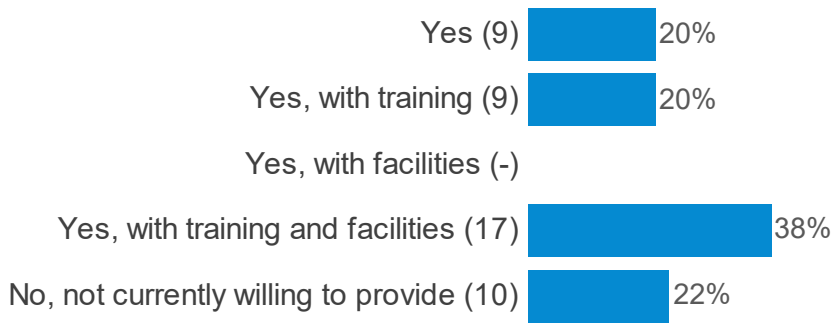


Which of the following NHS England commissioned services would you be willing to provide? (Care Home Service)

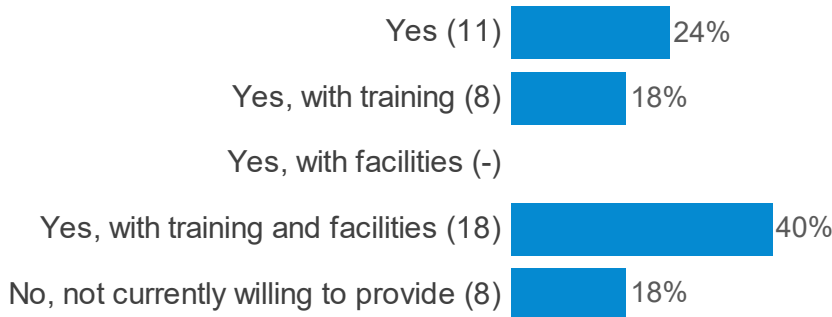


PNA Pharmacy Survey 2022

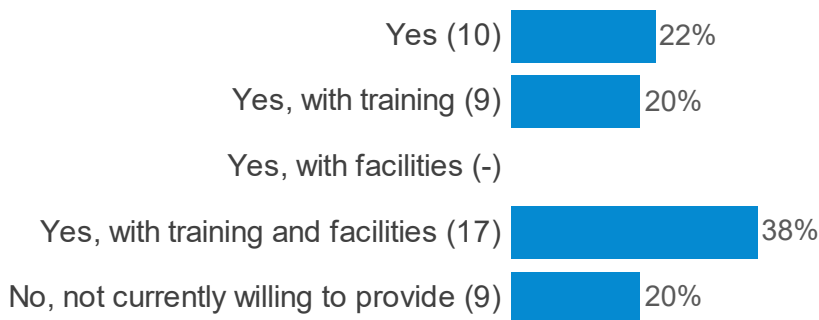
Which of the following NHS England commissioned services would you be willing to provide? (CHD)



Which of the following NHS England commissioned services would you be willing to provide? (Chlamydia Testing Service)

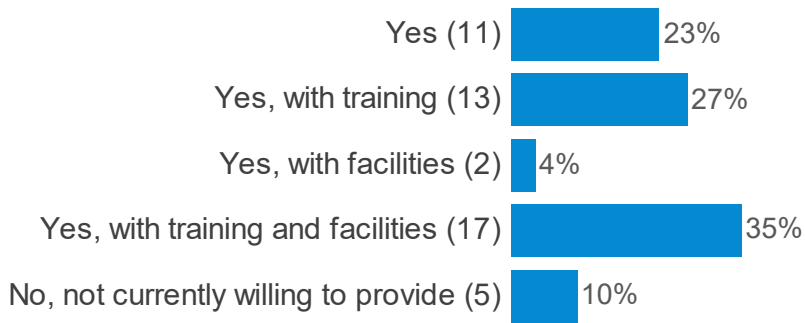


Which of the following NHS England commissioned services would you be willing to provide? (Chlamydia Treating Service)

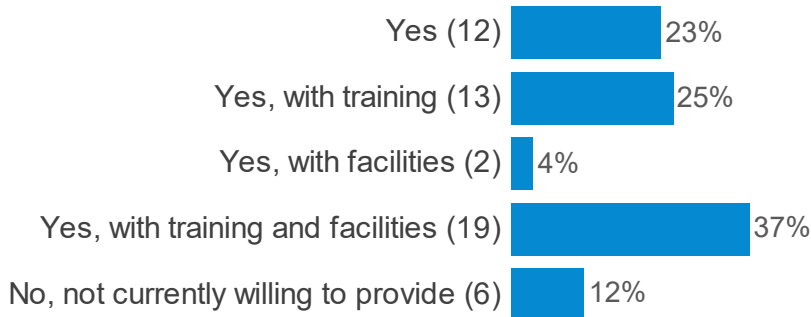


PNA Pharmacy Survey 2022

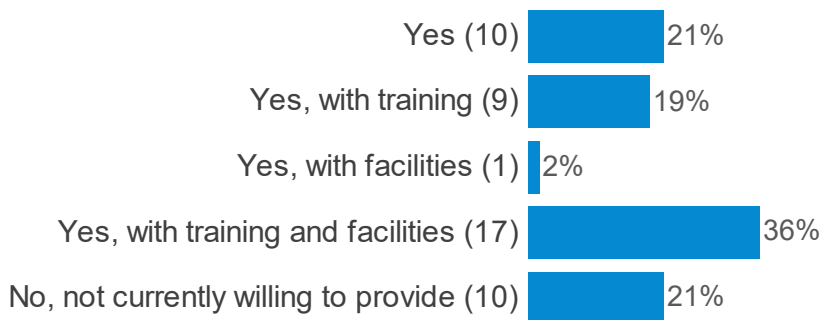
Which of the following NHS England commissioned services would you be willing to provide? (Contraceptive Service (not EC))



Which of the following NHS England commissioned services would you be willing to provide? (COPD)

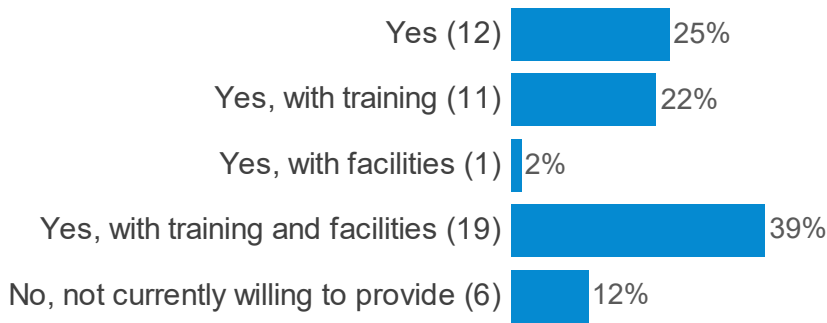


Which of the following NHS England commissioned services would you be willing to provide? (Depression)

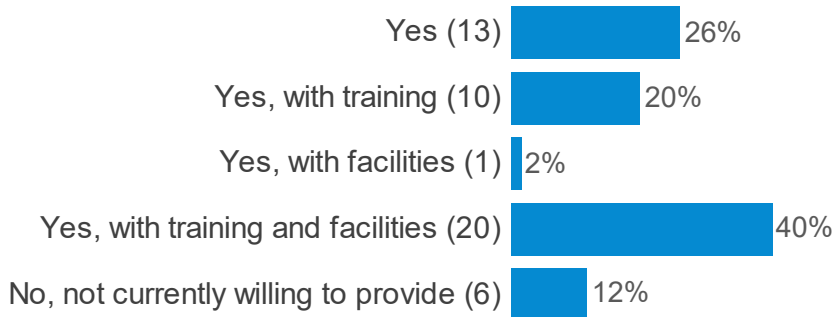


PNA Pharmacy Survey 2022

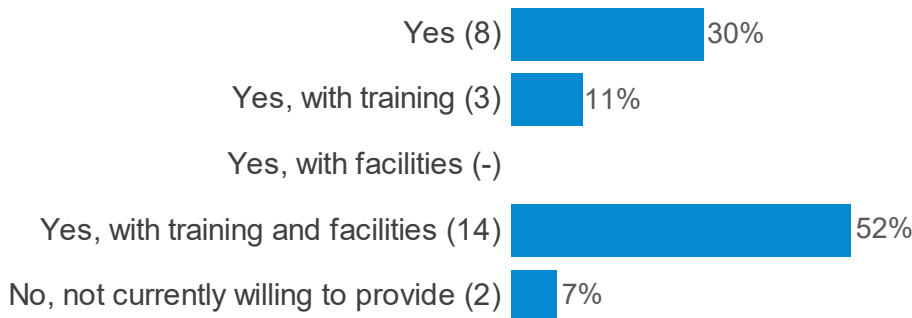
Which of the following NHS England commissioned services would you be willing to provide? (Diabetes type I)



Which of the following NHS England commissioned services would you be willing to provide? (Diabetes type II)

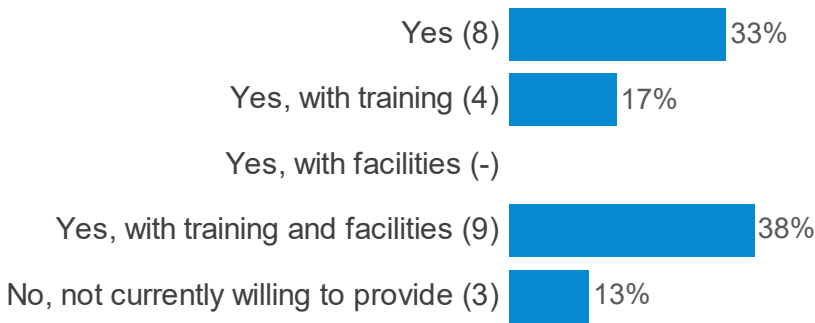


Which of the following NHS England commissioned services would you be willing to provide? (Emergency Contraception Service)

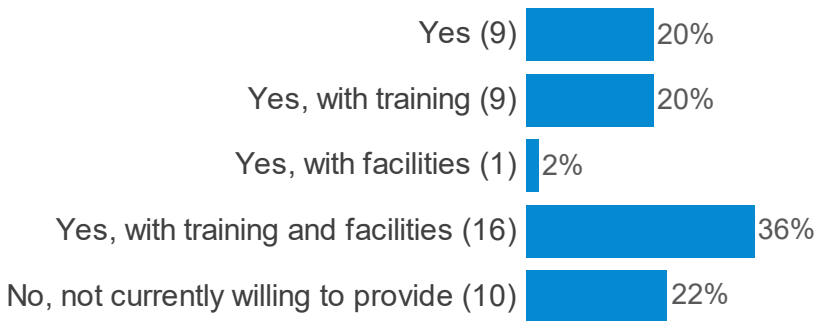


PNA Pharmacy Survey 2022

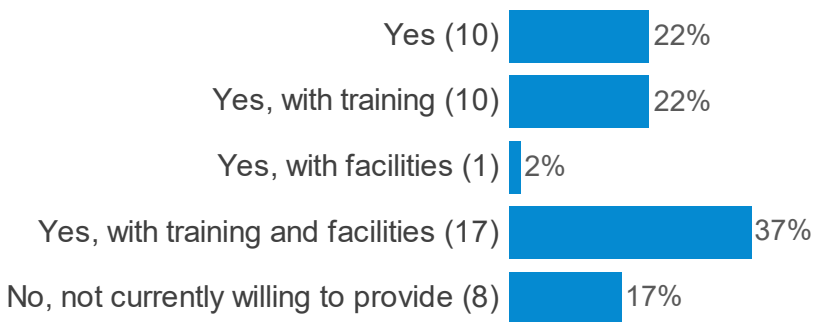
Which of the following NHS England commissioned services would you be willing to provide? (Emergency Supply Service)



Which of the following NHS England commissioned services would you be willing to provide? (Epilepsy)

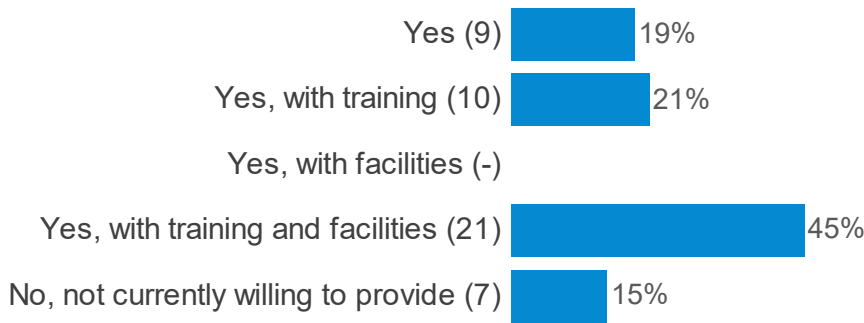


Which of the following NHS England commissioned services would you be willing to provide? (Gluten Free Food Supply Service (i.e. not via FP10))

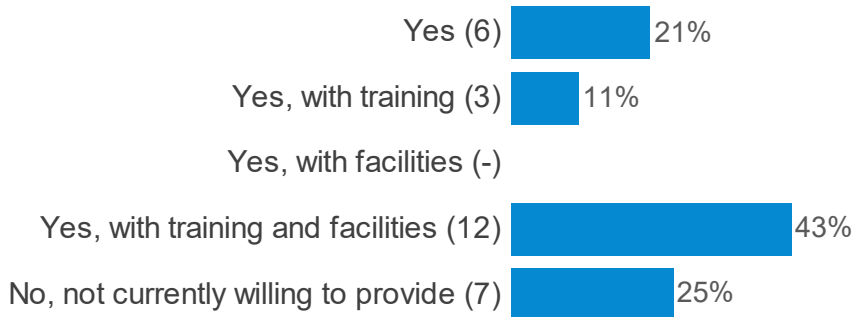


PNA Pharmacy Survey 2022

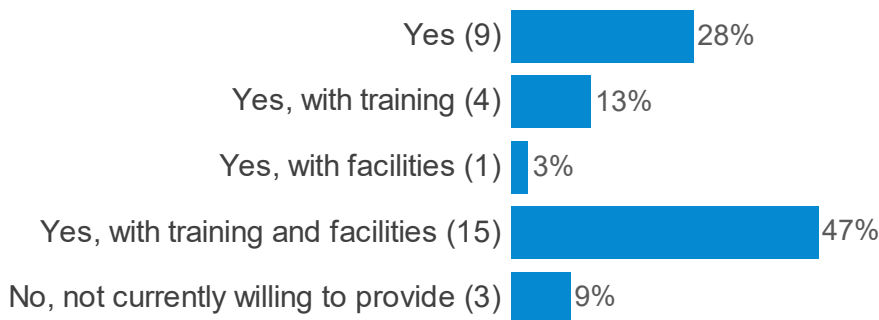
Which of the following NHS England commissioned services would you be willing to provide? (Heart failure)



Which of the following NHS England commissioned services would you be willing to provide? (Home Delivery Service (not appliances))

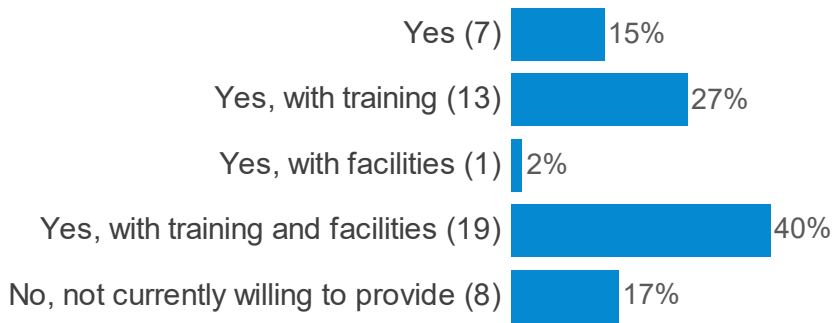


Which of the following NHS England commissioned services would you be willing to provide? (Hypertension)

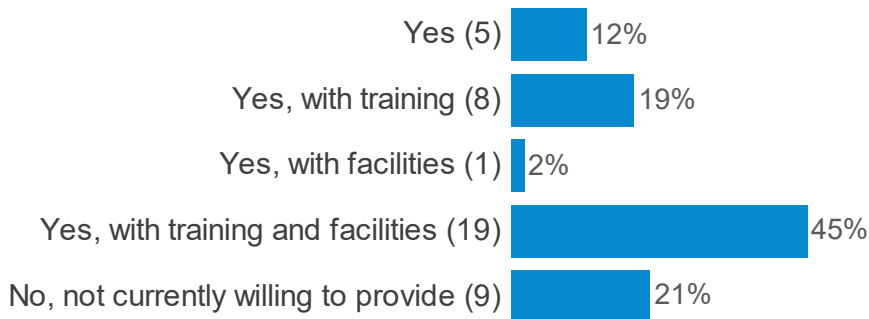


PNA Pharmacy Survey 2022

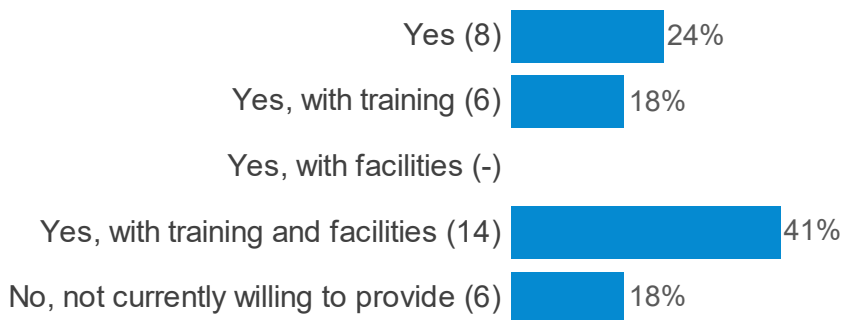
Which of the following NHS England commissioned services would you be willing to provide? (Independent Prescribing Service)



Which of the following NHS England commissioned services would you be willing to provide? (Language Access Service)

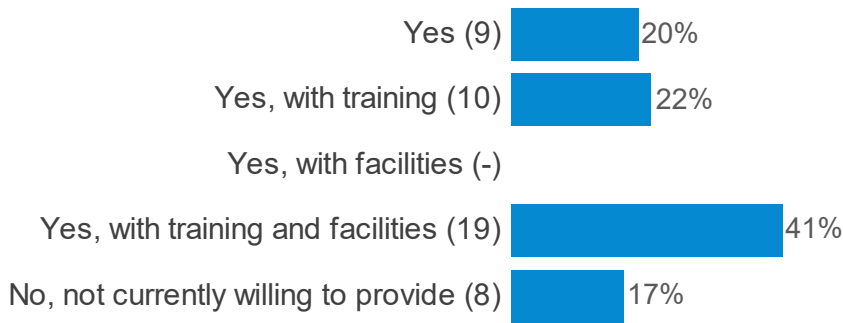


Which of the following NHS England commissioned services would you be willing to provide? (Medication Review Service)

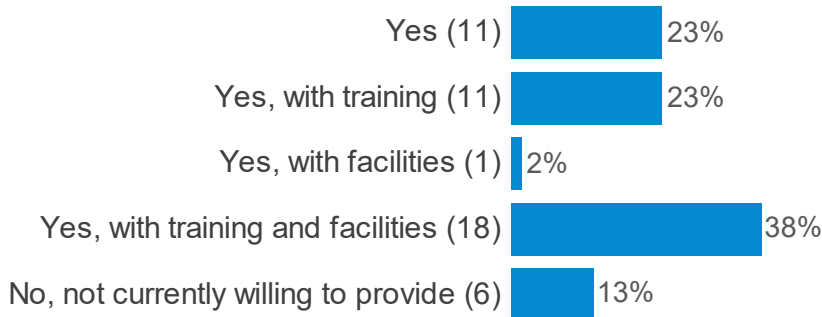


PNA Pharmacy Survey 2022

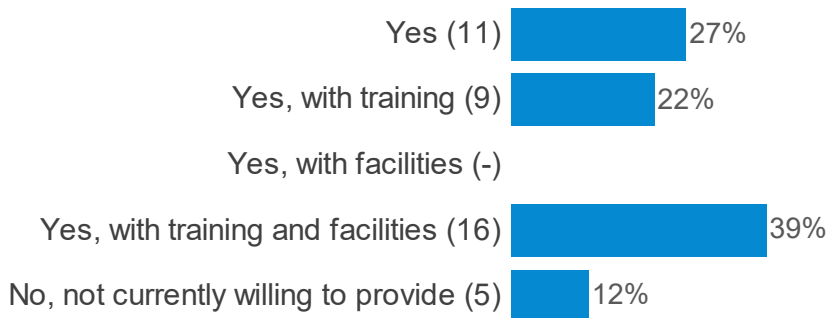
Which of the following NHS England commissioned services would you be willing to provide? (Medicines Assessment and Compliance Support Service)



Which of the following NHS England commissioned services would you be willing to provide? (Medicines Optimisation Service)

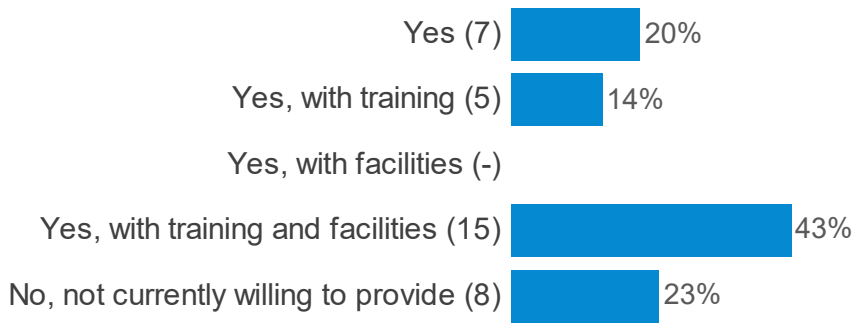


Which of the following NHS England commissioned services would you be willing to provide? (Minor Ailment Scheme)

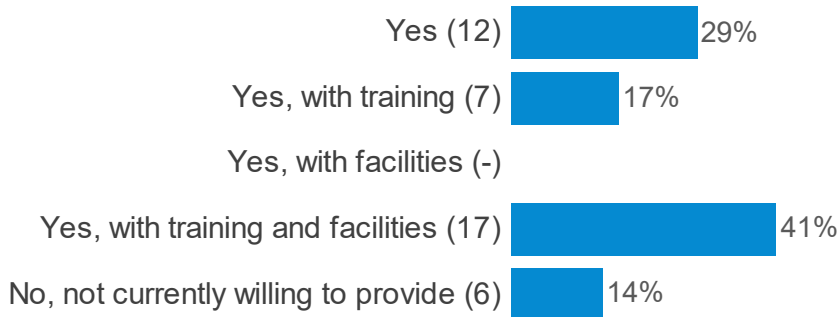


PNA Pharmacy Survey 2022

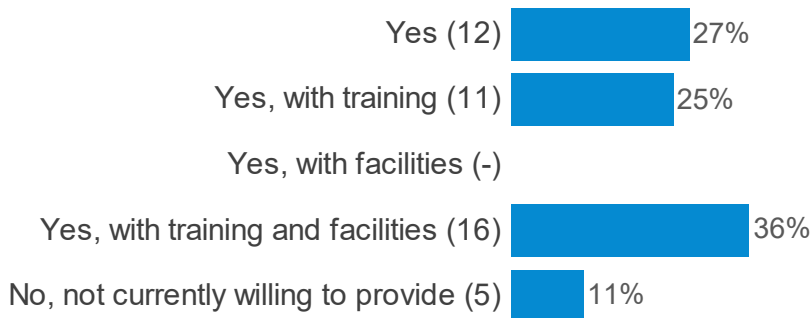
Which of the following NHS England commissioned services would you be willing to provide? (Needle and Syringe Exchange Service)



Which of the following NHS England commissioned services would you be willing to provide? (Not Dispensed Scheme)

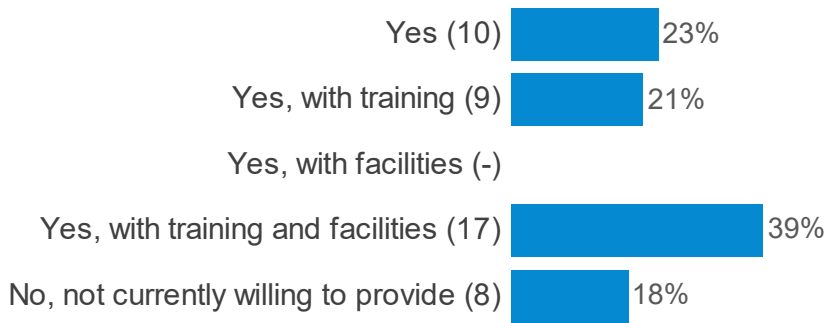


Which of the following NHS England commissioned services would you be willing to provide? (Obesity management (adults and children))

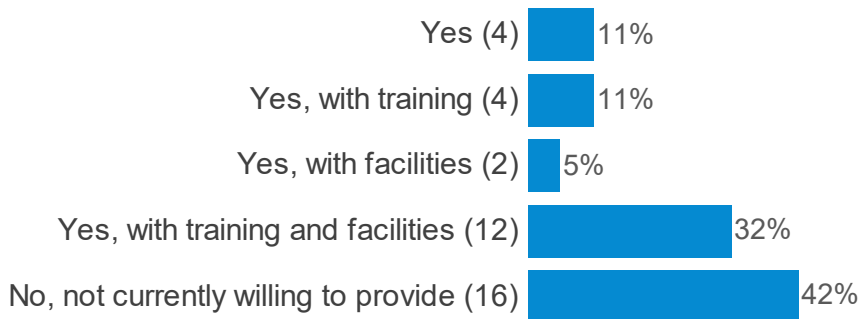


PNA Pharmacy Survey 2022

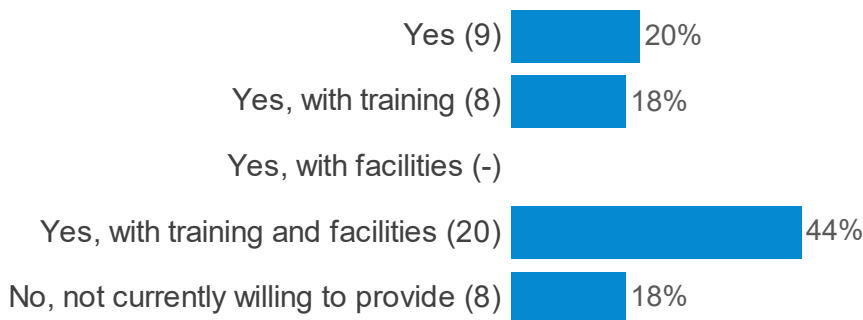
Which of the following NHS England commissioned services would you be willing to provide? (On Demand Availability of Specialist Drugs Service)



Which of the following NHS England commissioned services would you be willing to provide? (Out of Hours Services)

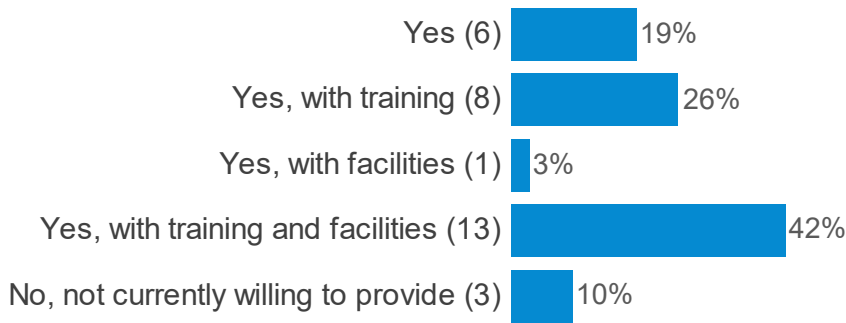


Which of the following NHS England commissioned services would you be willing to provide? (Parkinson's disease)

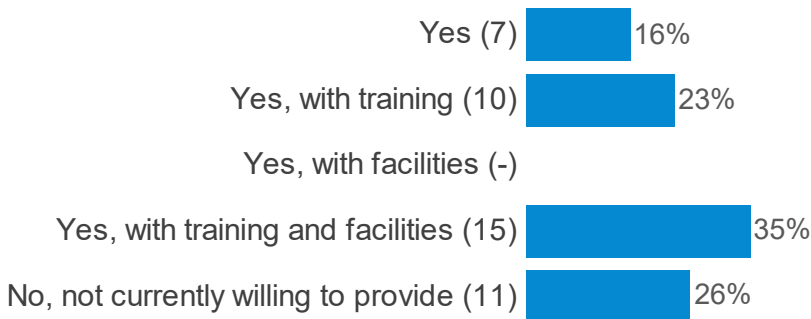


PNA Pharmacy Survey 2022

Which of the following NHS England commissioned services would you be willing to provide? (Patient Group Direction Service)



Which of the following NHS England commissioned services would you be willing to provide? (Phlebotomy Service)

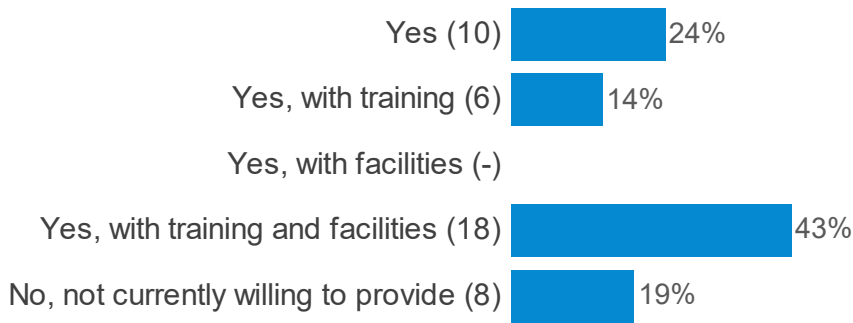


Which of the following NHS England commissioned services would you be willing to provide? (Prescriber Support Service)

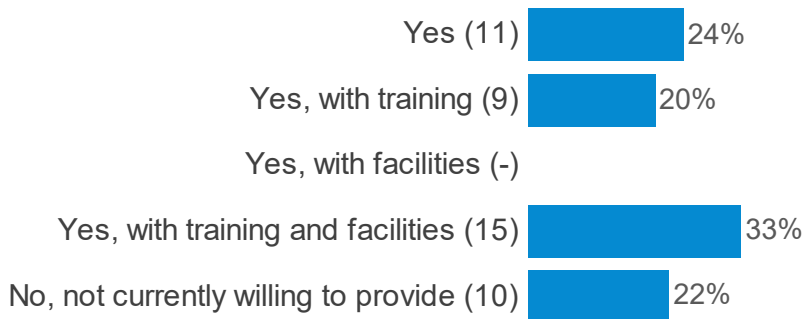


PNA Pharmacy Survey 2022

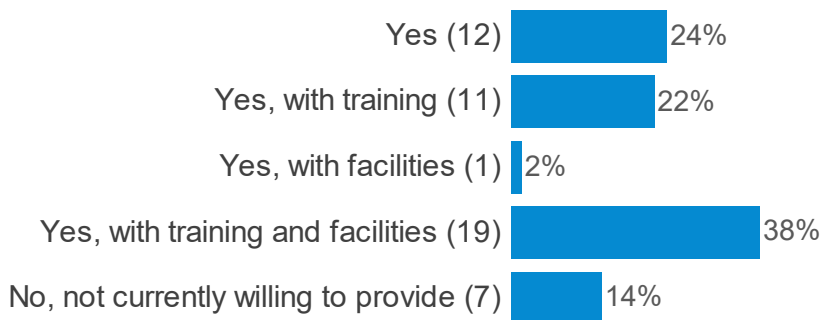
Which of the following NHS England commissioned services would you be willing to provide? (Schools Service)



Which of the following NHS England commissioned services would you be willing to provide? (Screening - Alcohol)

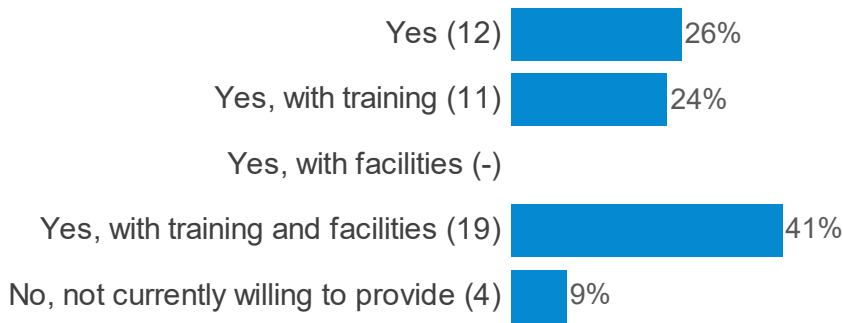


Which of the following NHS England commissioned services would you be willing to provide? (Screening - Cholesterol)

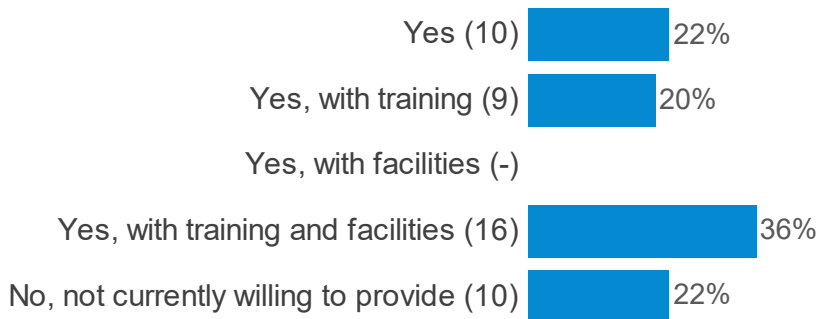


PNA Pharmacy Survey 2022

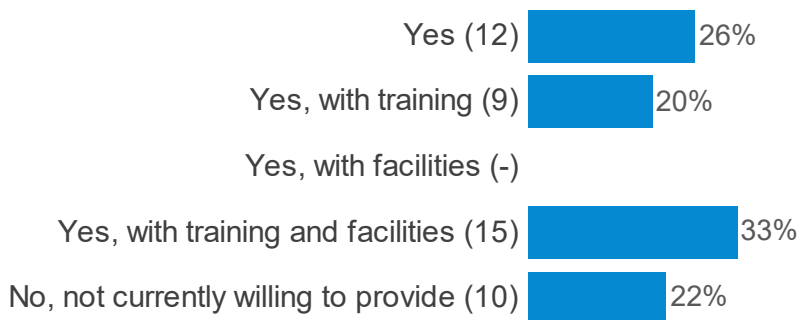
Which of the following NHS England commissioned services would you be willing to provide? (Screening - Diabetes)



Which of the following NHS England commissioned services would you be willing to provide? (Screening - Gonorrhoea)

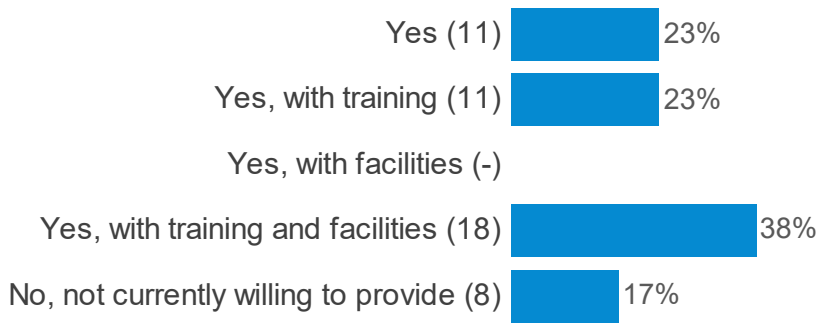


Which of the following NHS England commissioned services would you be willing to provide? (Screening - H. pylori)

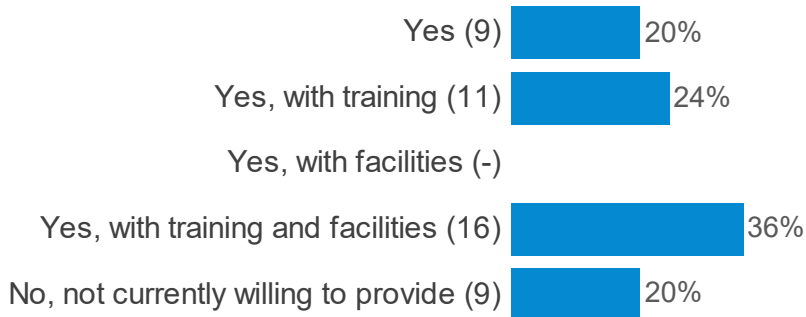


PNA Pharmacy Survey 2022

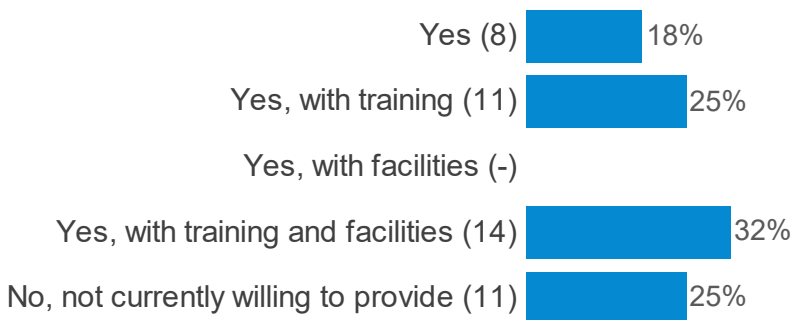
Which of the following NHS England commissioned services would you be willing to provide? (Screening - HbA1C)



Which of the following NHS England commissioned services would you be willing to provide? (Screening - Hepatitis)

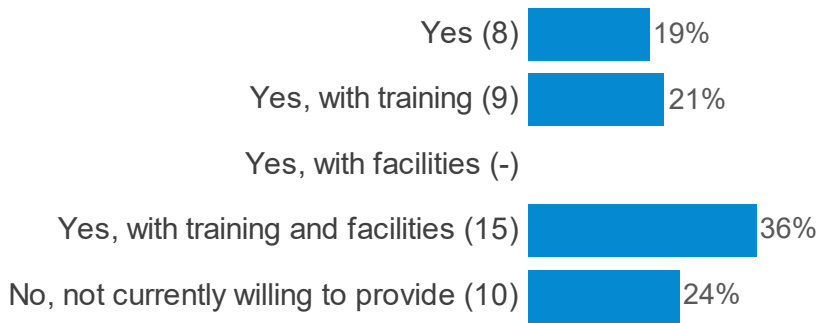


Which of the following NHS England commissioned services would you be willing to provide? (Screening - HIV)

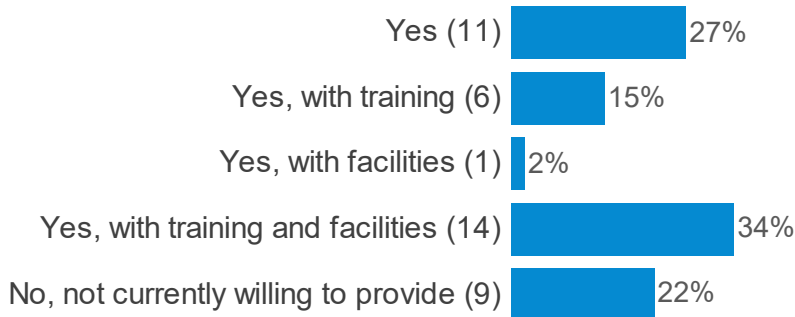


PNA Pharmacy Survey 2022

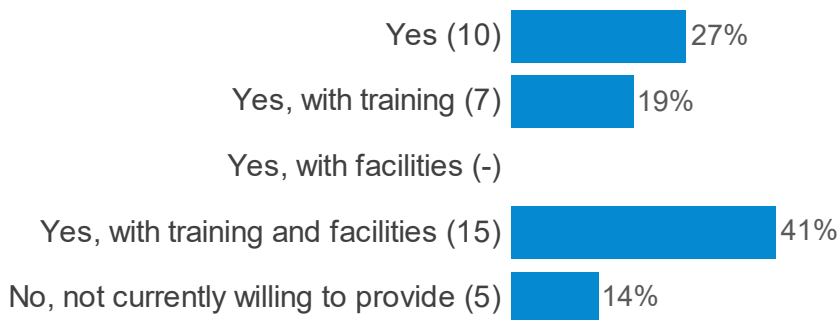
Which of the following NHS England commissioned services would you be willing to provide? (Screening - Other)



Which of the following NHS England commissioned services would you be willing to provide? (Sharps Disposal Service)

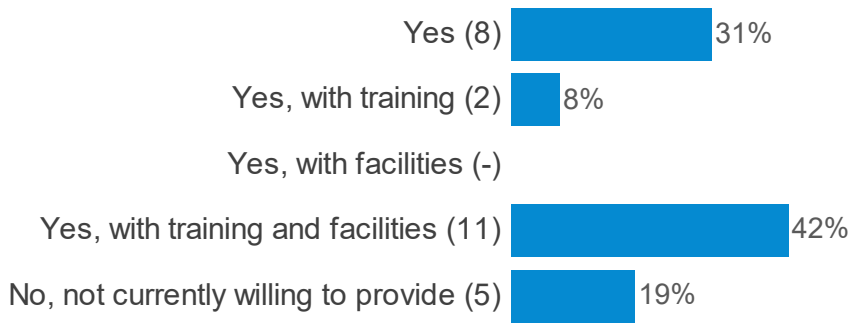


Which of the following NHS England commissioned services would you be willing to provide? (Stop Smoking Service)

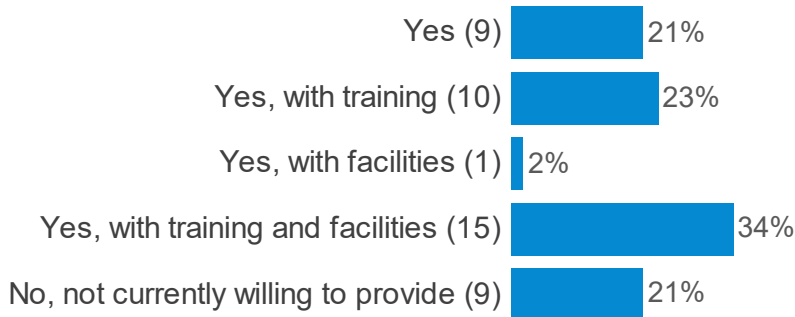


PNA Pharmacy Survey 2022

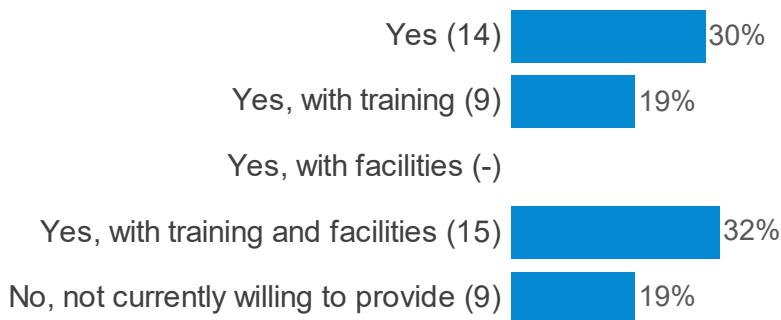
Which of the following NHS England commissioned services would you be willing to provide? (Supervised Administration Service)



Which of the following NHS England commissioned services would you be willing to provide? (Supplementary Prescribing Service)

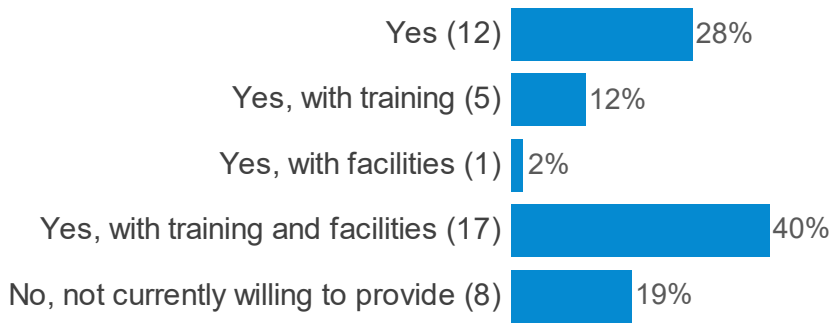


Which of the following NHS England commissioned services would you be willing to provide? (Childhood vaccinations)

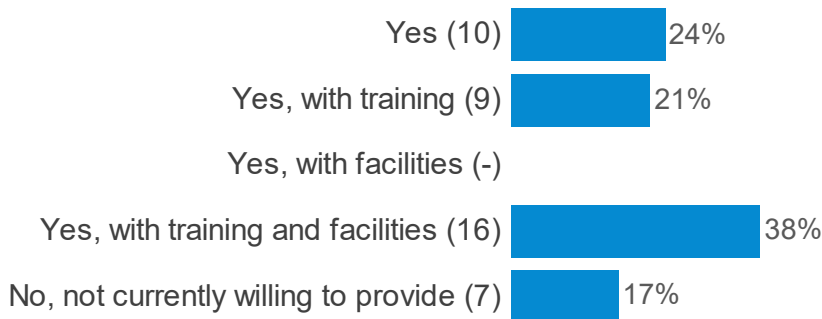


PNA Pharmacy Survey 2022

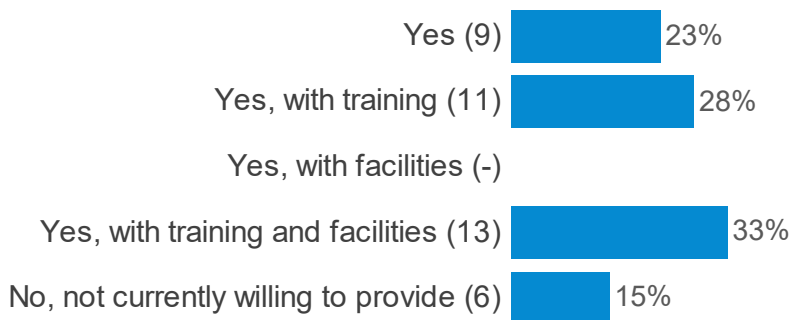
Which of the following NHS England commissioned services would you be willing to provide? (COVID-19 vaccinations)



Which of the following NHS England commissioned services would you be willing to provide? (Hepatitis (at risk workers or patients) vaccinations)

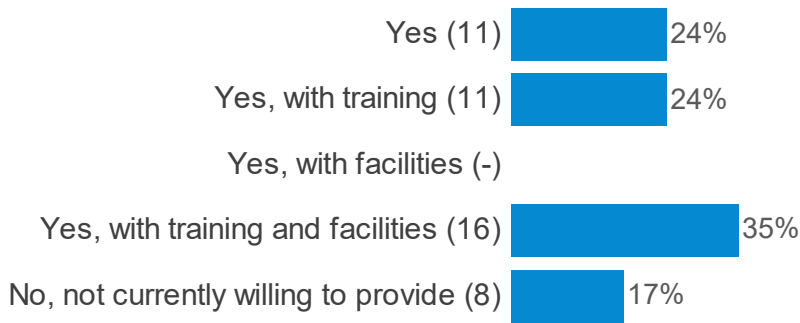


Which of the following NHS England commissioned services would you be willing to provide? (HPV vaccinations)

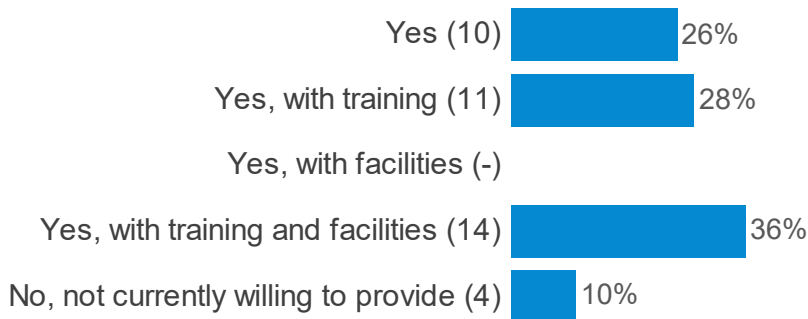


PNA Pharmacy Survey 2022

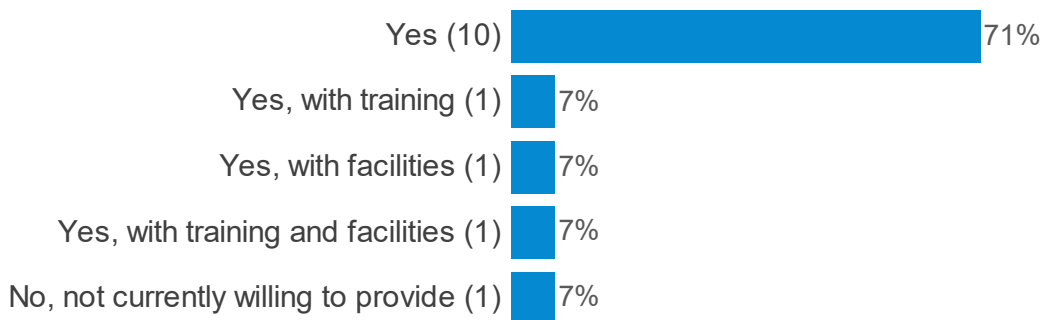
Which of the following NHS England commissioned services would you be willing to provide? (Meningococcal vaccinations)



Which of the following NHS England commissioned services would you be willing to provide? (Pneumococcal vaccinations)

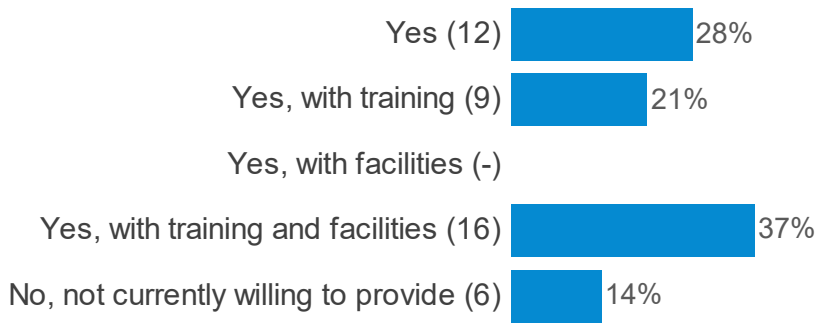


Which of the following NHS England commissioned services would you be willing to provide? (Seasonal Influenza Vaccination Service)

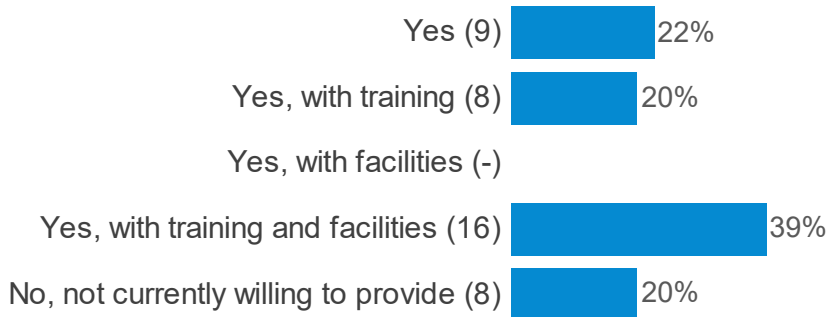


PNA Pharmacy Survey 2022

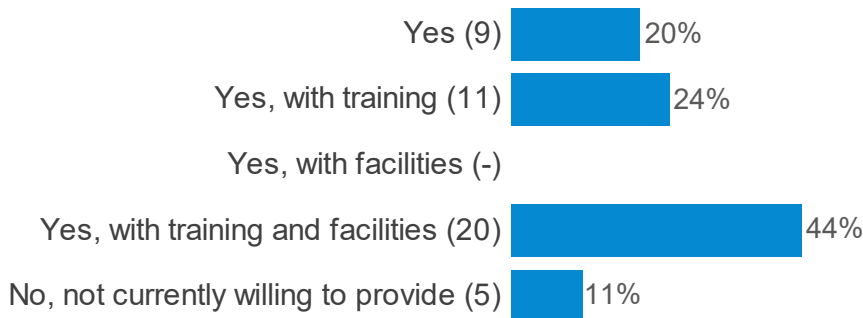
Which of the following NHS England commissioned services would you be willing to provide? (Travel vaccinations)



Which of the following NHS England commissioned services would you be willing to provide? (Other vaccinations)

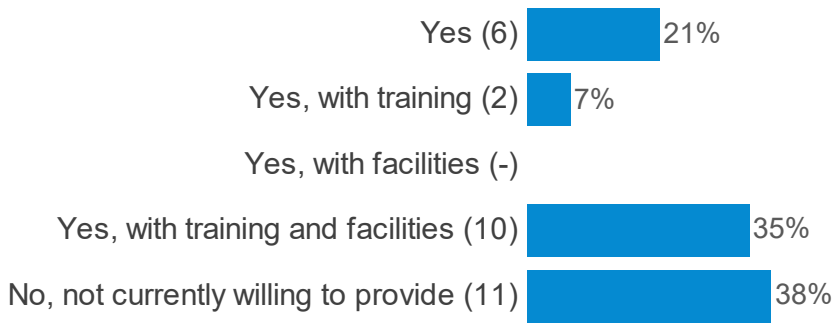


Which of the following NHS England commissioned services would you be willing to provide? (Vascular Risk Assessment Service (NHS Health Check))

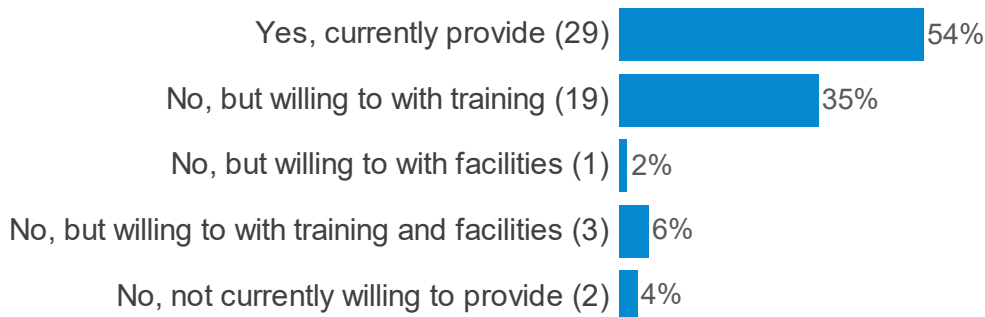


PNA Pharmacy Survey 2022

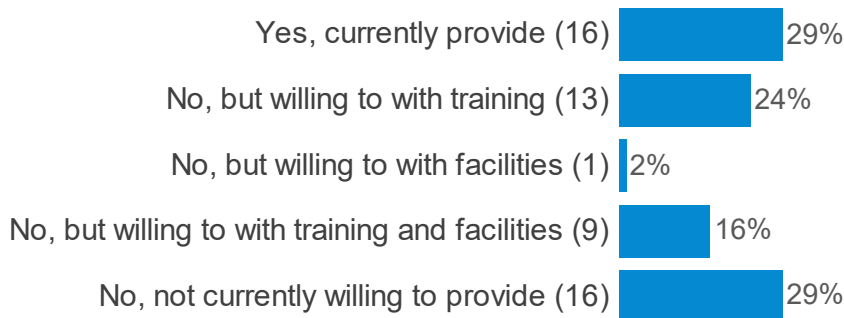
Which of the following NHS England commissioned services would you be willing to provide? (Other (Please specify))



Which of the following Local Authority commissioned services do you currently provide, or would be willing to provide? (Emergency Hormonal Contraception (EHC))

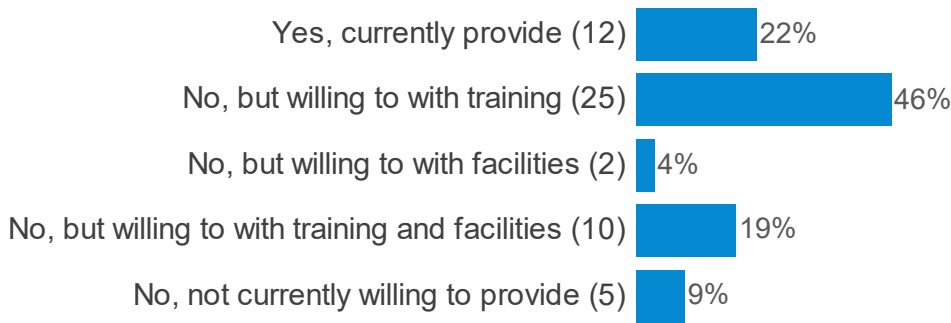


Which of the following Local Authority commissioned services do you currently provide, or would be willing to provide? (Needle Exchange (commissioned via Turning Point))

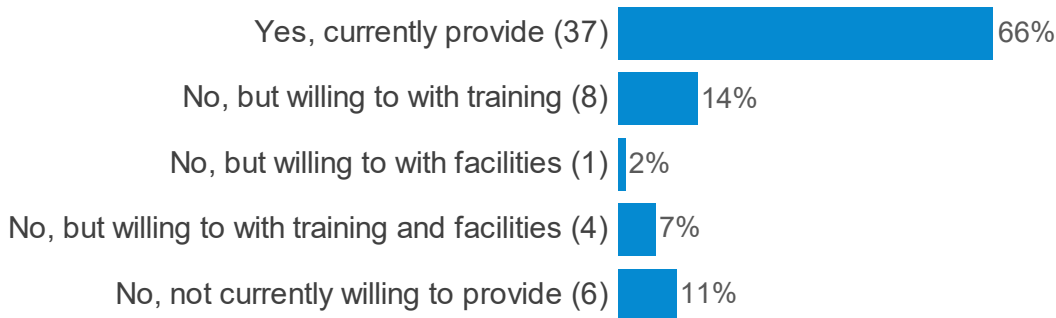


PNA Pharmacy Survey 2022

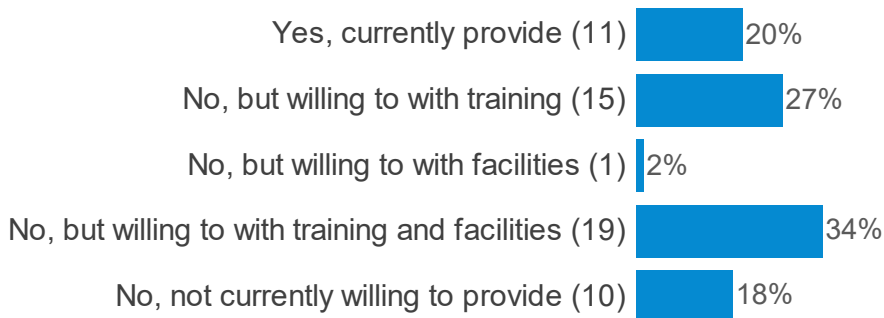
Which of the following Local Authority commissioned services do you currently provide, or would be willing to provide? (Stop Smoking Services)



Which of the following Local Authority commissioned services do you currently provide, or would be willing to provide? (Supervised Consumption (commissioned via Turning Point))

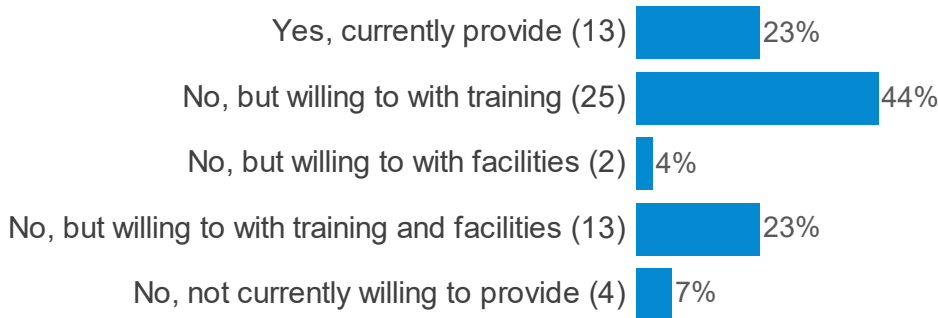


Which of the following CCG commissioned services do you currently provide, or would be willing to provide? (Covid Vaccinations)

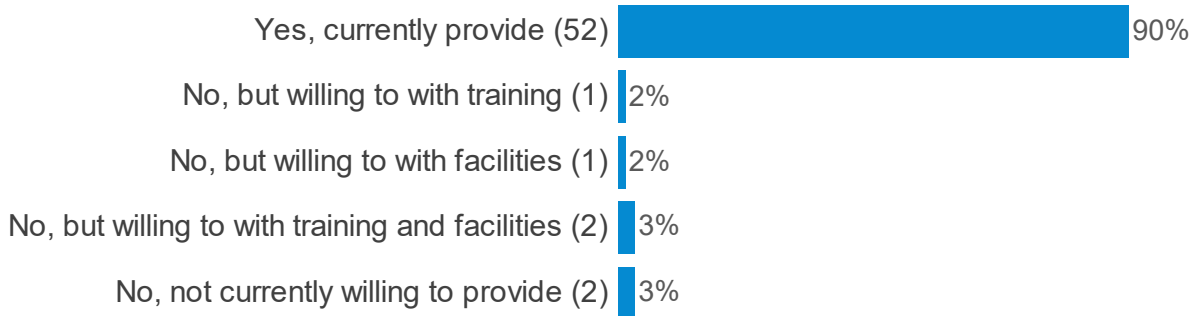


PNA Pharmacy Survey 2022

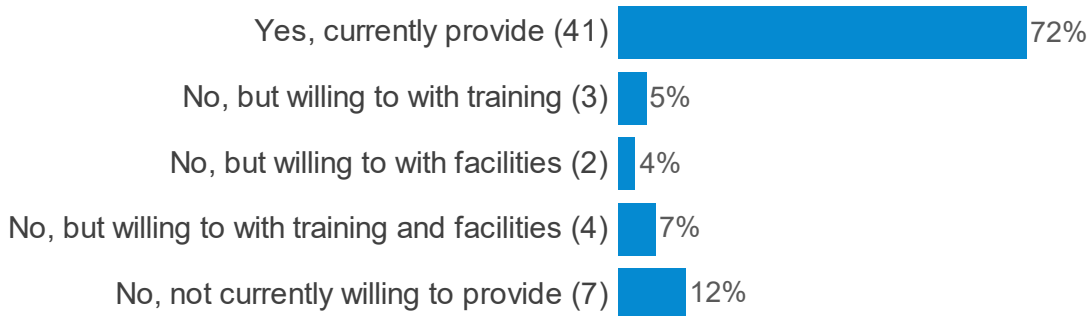
Which of the following CCG commissioned services do you currently provide, or would be willing to provide? (LLR urgent supply of End of Life medication and specialist medication)



Which of the following Non-commissioned services do you currently provide, or would be willing to provide? (Collection of prescriptions from GP practices)

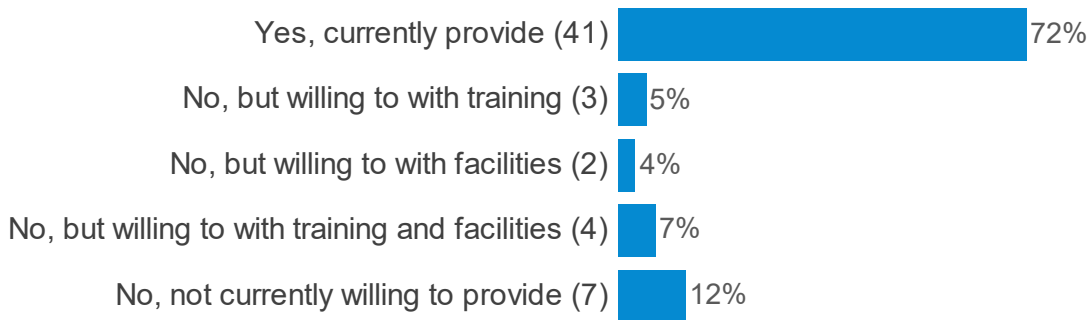


Which of the following Non-commissioned services do you currently provide, or would be willing to provide? (Delivery of dispensed medicines – selected patient groups)

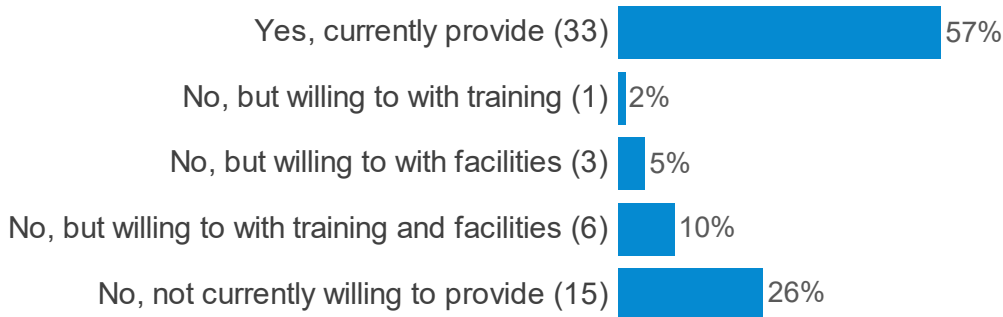


PNA Pharmacy Survey 2022

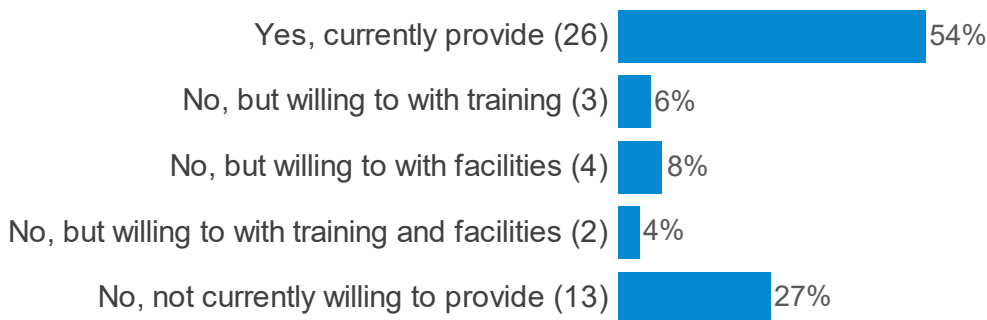
Which of the following Non-commissioned services do you currently provide, or would be willing to provide? (Delivery of dispensed medicines – selected areas)



Which of the following Non-commissioned services do you currently provide, or would be willing to provide? (Delivery of dispensed medicines – free of charge on request)

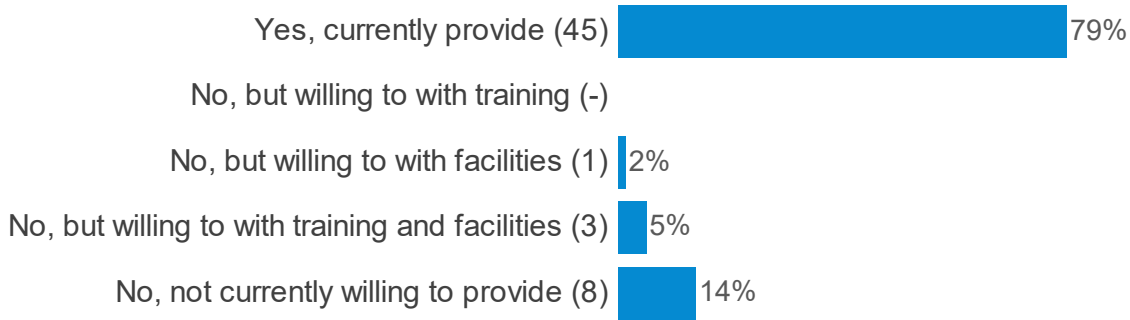


Which of the following Non-commissioned services do you currently provide, or would be willing to provide? (Delivery of dispensed medicines – with charge)

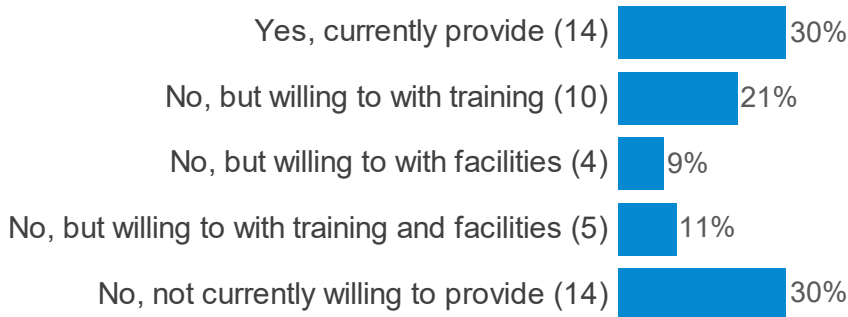


PNA Pharmacy Survey 2022

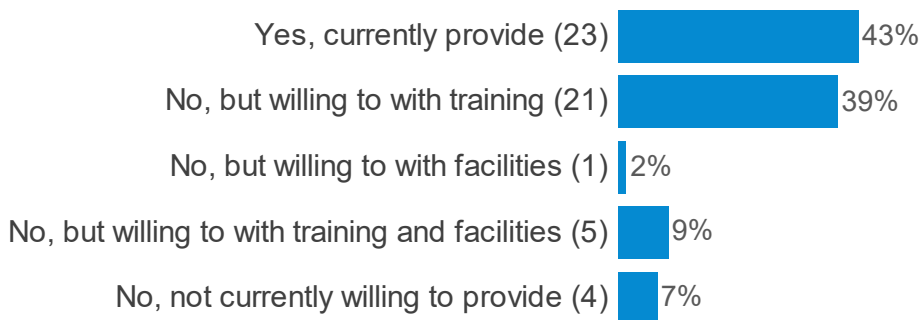
Which of the following Non-commissioned services do you currently provide, or would be willing to provide? (Monitored Dosage Systems – free of charge on request)



Which of the following Non-commissioned services do you currently provide, or would be willing to provide? (Monitored Dosage Systems – with charge)

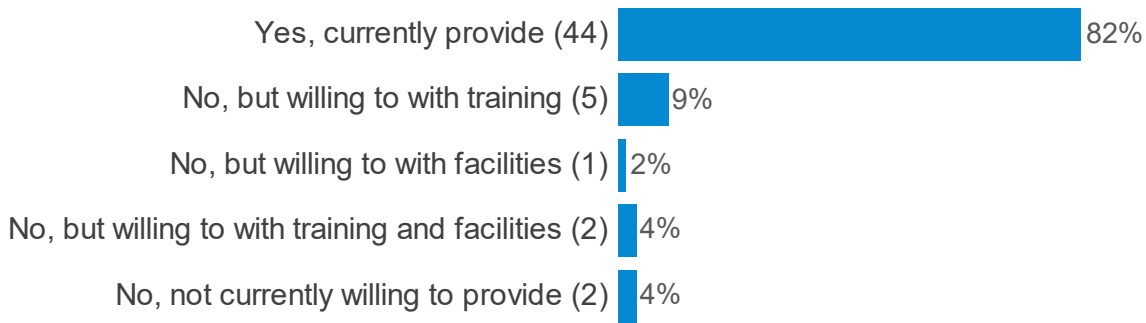


Which of the following Non-commissioned services do you currently provide, or would be willing to provide? (Contraception)

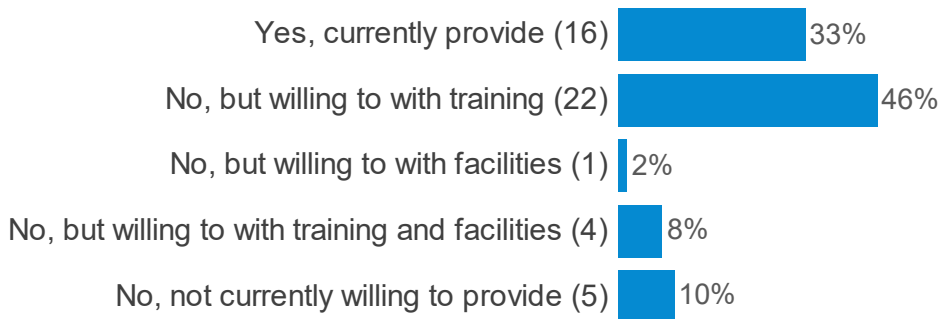


PNA Pharmacy Survey 2022

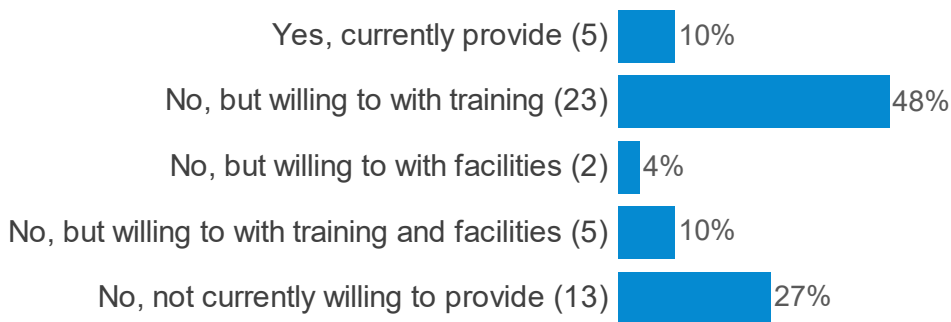
Which of the following Non-commissioned services do you currently provide, or would be willing to provide? (Emergency contraception)



Which of the following Non-commissioned services do you currently provide, or would be willing to provide? (Champix)

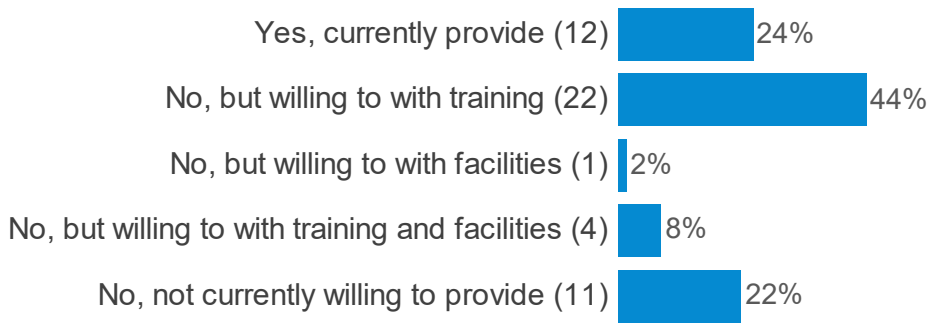


Which of the following Non-commissioned services do you currently provide, or would be willing to provide? (Childhood vaccinations)

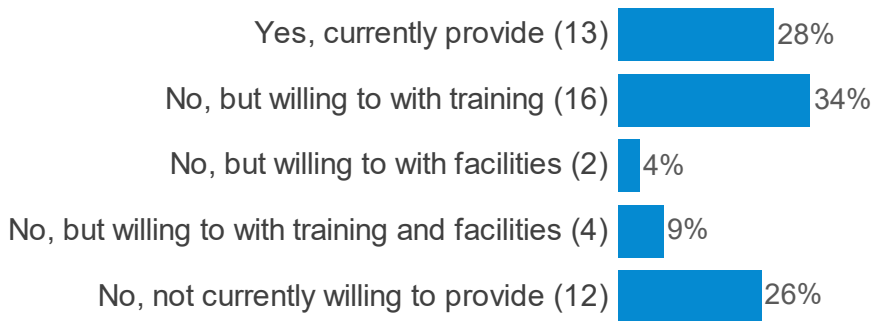


PNA Pharmacy Survey 2022

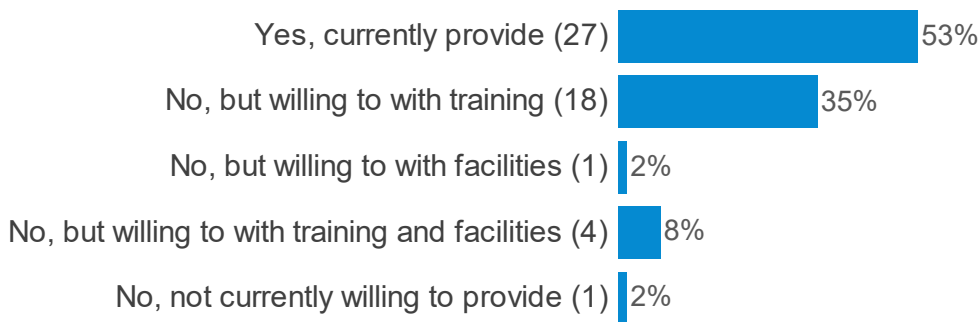
Which of the following Non-commissioned services do you currently provide, or would be willing to provide? (Travel vaccinations)



Which of the following Non-commissioned services do you currently provide, or would be willing to provide? (Other vaccinations)

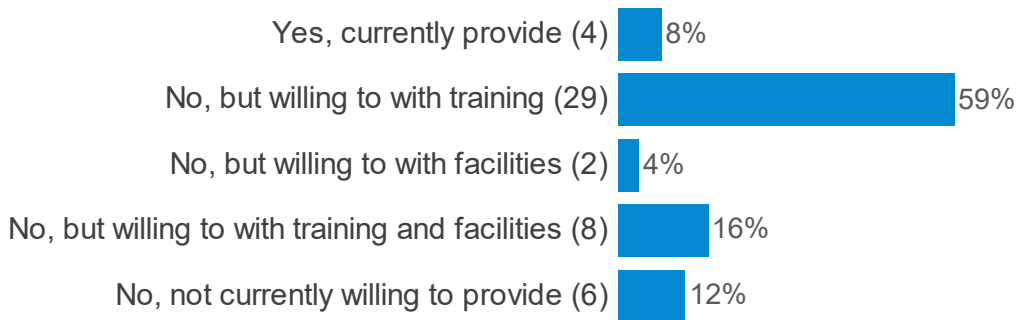


Which of the following Non-commissioned services do you currently provide, or would be willing to provide? (Patient Group Direction Service)

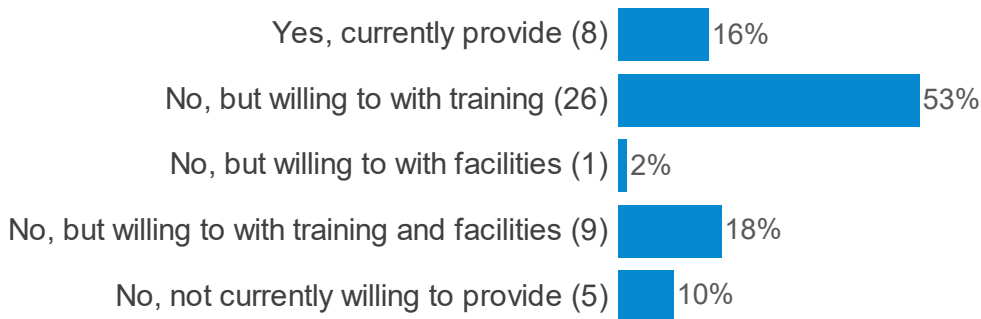


PNA Pharmacy Survey 2022

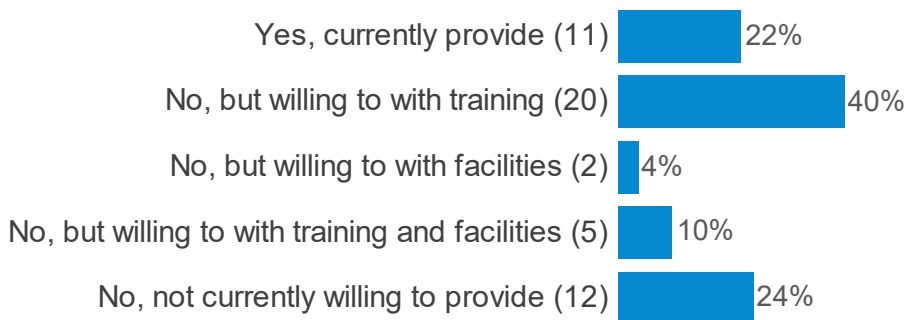
Which of the following Non-commissioned services do you currently provide, or would be willing to provide? (Period delay)



Which of the following Non-commissioned services do you currently provide, or would be willing to provide? (Salbutamol inhalers)

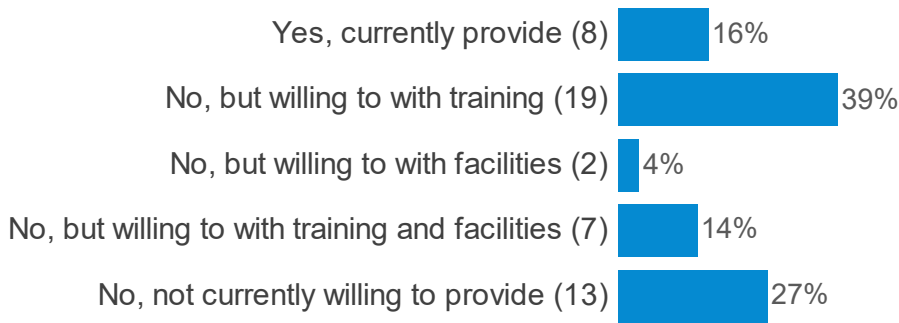


Which of the following Non-commissioned services do you currently provide, or would be willing to provide? (Supply of medicines to care homes)

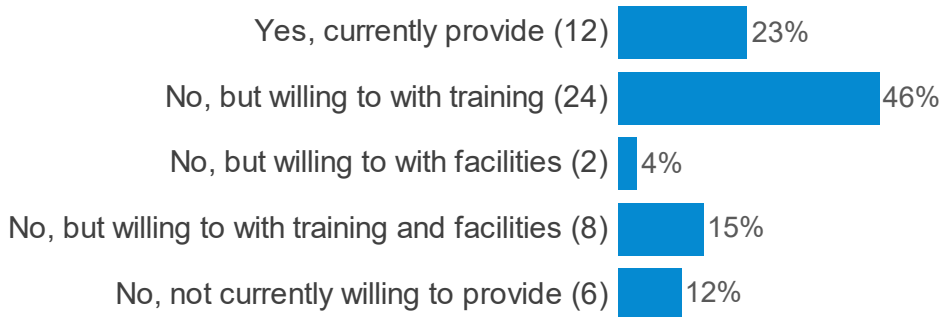


PNA Pharmacy Survey 2022

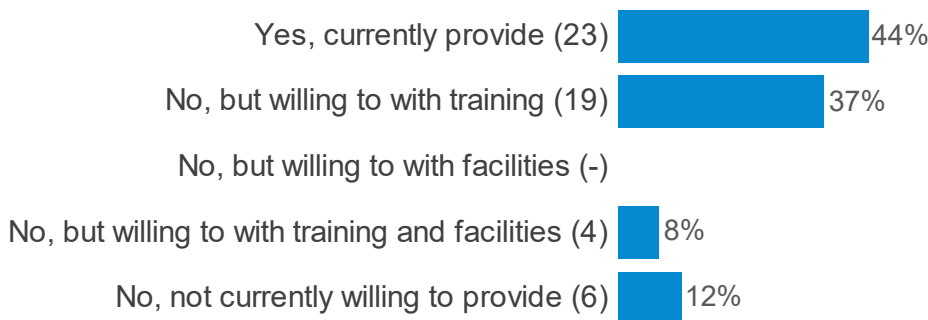
Which of the following Non-commissioned services do you currently provide, or would be willing to provide? (Supply of other appliances to care homes)



Which of the following Non-commissioned services do you currently provide, or would be willing to provide? (Travel medication)

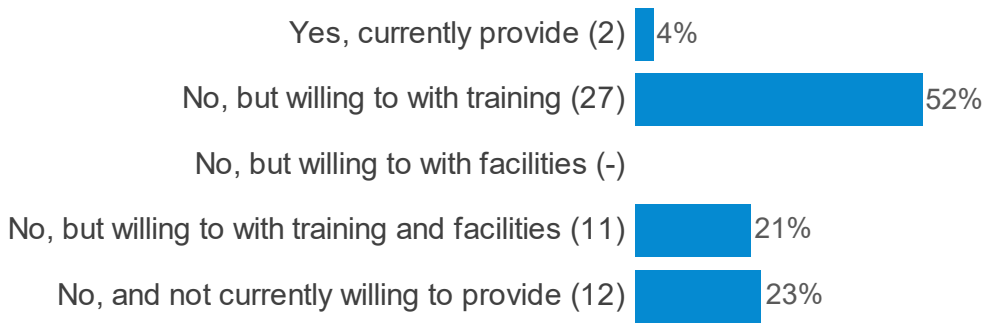


Which of the following Non-commissioned services do you currently provide, or would be willing to provide? (Weight loss)

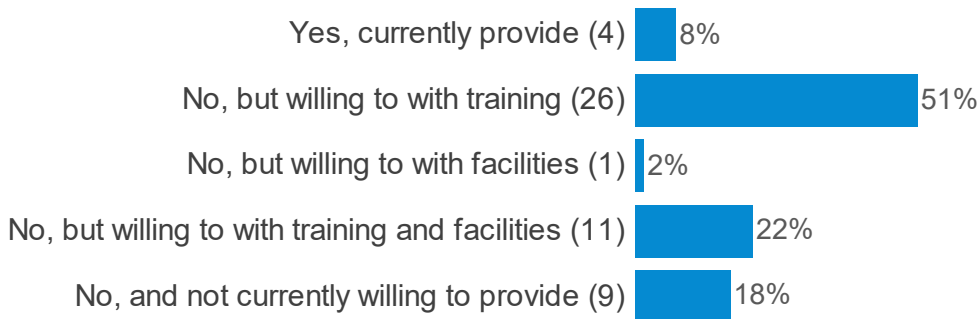


PNA Pharmacy Survey 2022

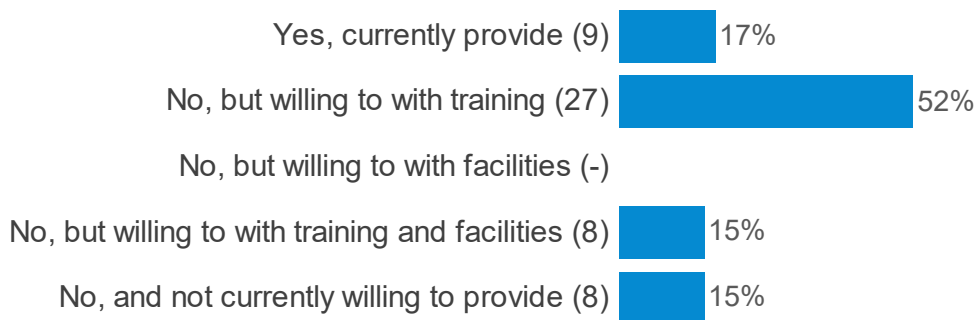
Which of the following Non-NHS funded services for specific conditions do you currently provide, or would be willing to provide? (Chlamydia)



Which of the following Non-NHS funded services for specific conditions do you currently provide, or would be willing to provide? (Cholesterol)

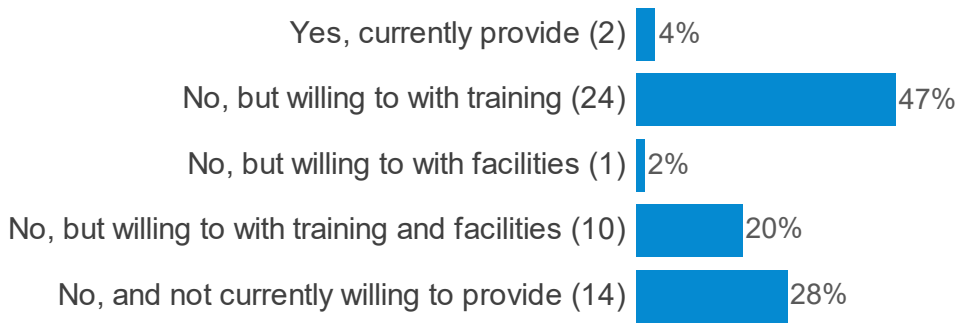


Which of the following Non-NHS funded services for specific conditions do you currently provide, or would be willing to provide? (Diabetes)

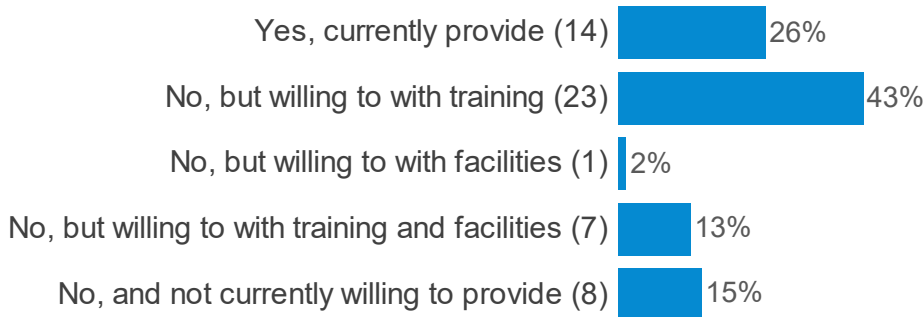


PNA Pharmacy Survey 2022

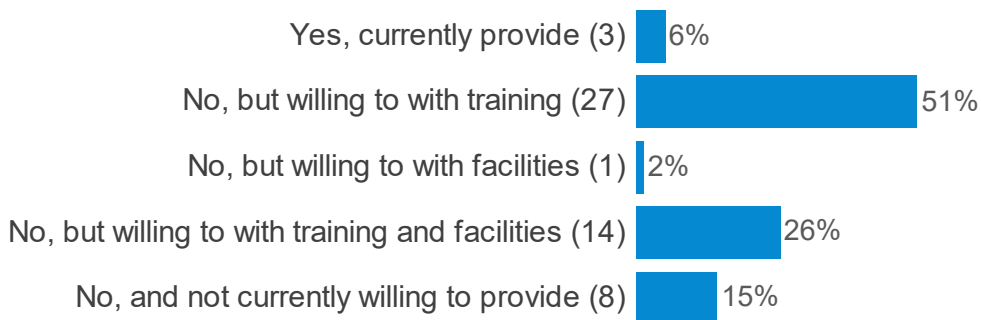
Which of the following Non-NHS funded services for specific conditions do you currently provide, or would be willing to provide? (Gonorrhoea)



Which of the following Non-NHS funded services for specific conditions do you currently provide, or would be willing to provide? (Erectile dysfunction)

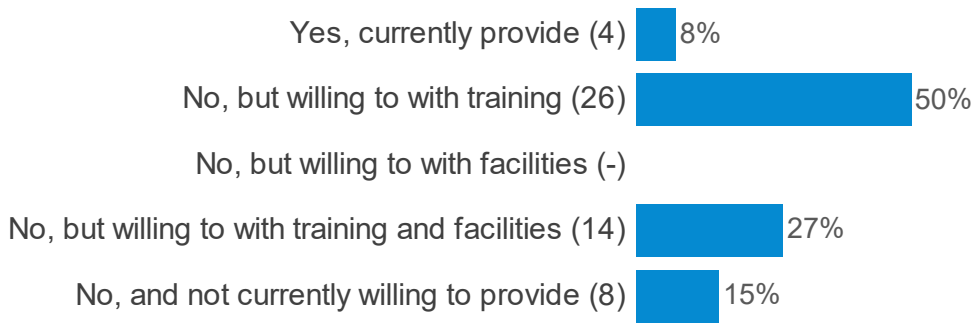


Which of the following Non-NHS funded services for specific conditions do you currently provide, or would be willing to provide? (H. pylori)

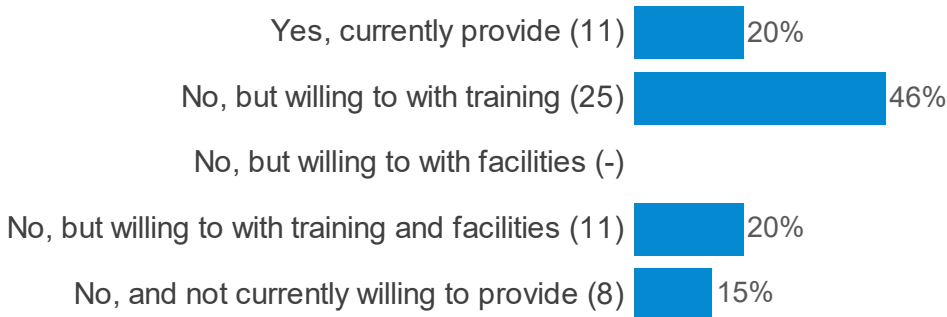


PNA Pharmacy Survey 2022

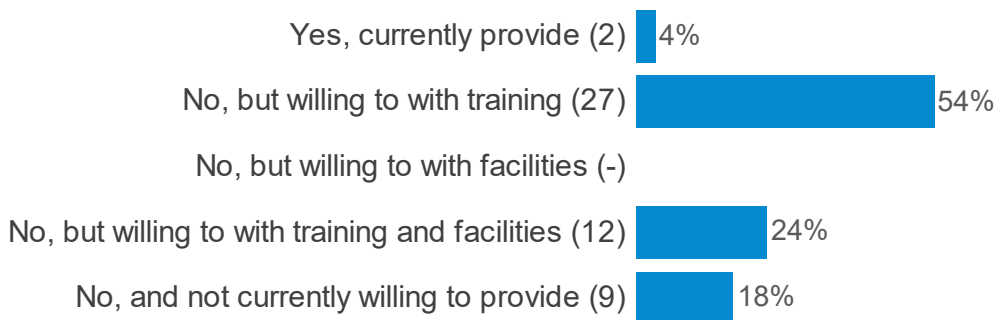
Which of the following Non-NHS funded services for specific conditions do you currently provide, or would be willing to provide? (Hair loss)



Which of the following Non-NHS funded services for specific conditions do you currently provide, or would be willing to provide? (Hay fever (fexofenadine))

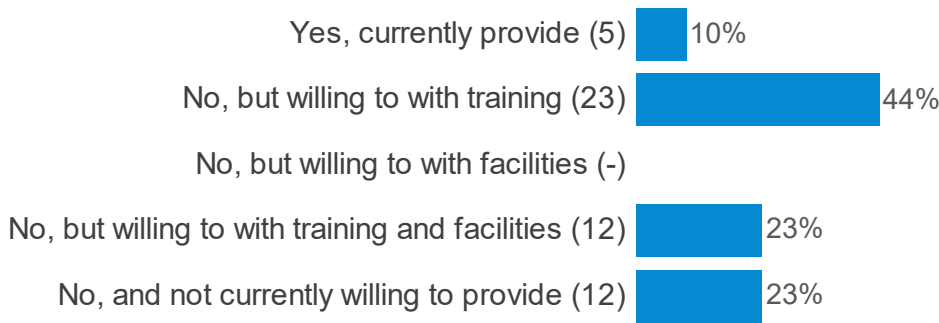


Which of the following Non-NHS funded services for specific conditions do you currently provide, or would be willing to provide? (HbA1C)

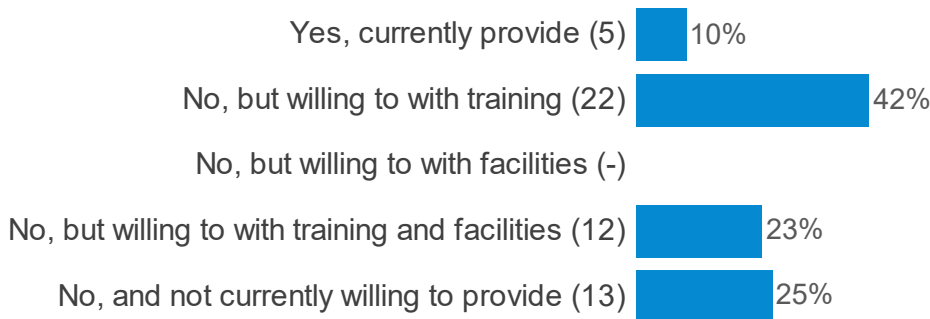


PNA Pharmacy Survey 2022

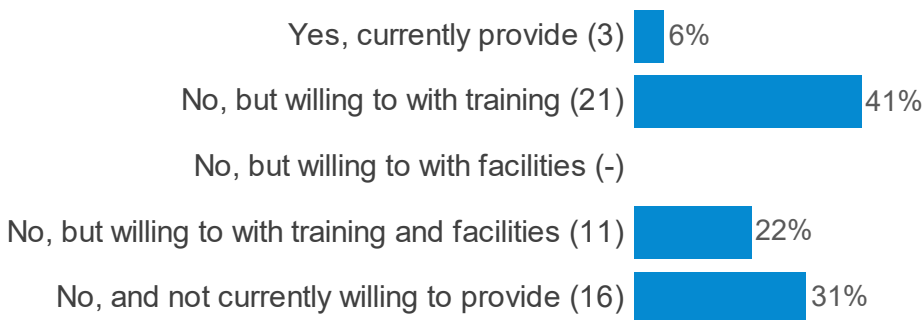
Which of the following Non-NHS funded services for specific conditions do you currently provide, or would be willing to provide? (Hepatitis)



Which of the following Non-NHS funded services for specific conditions do you currently provide, or would be willing to provide? (Hepatitis (at risk workers or patients))

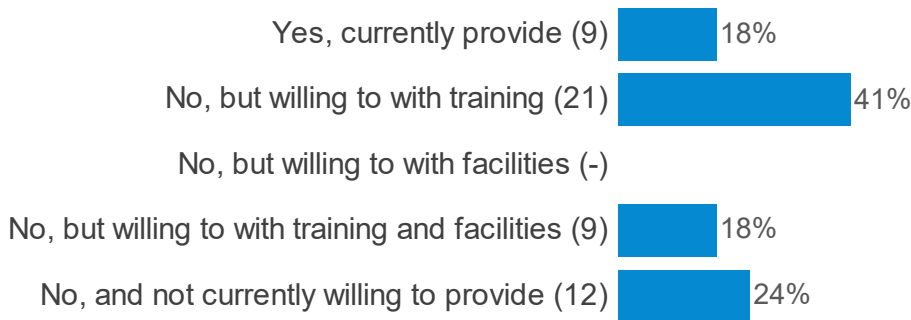


Which of the following Non-NHS funded services for specific conditions do you currently provide, or would be willing to provide? (HIV)

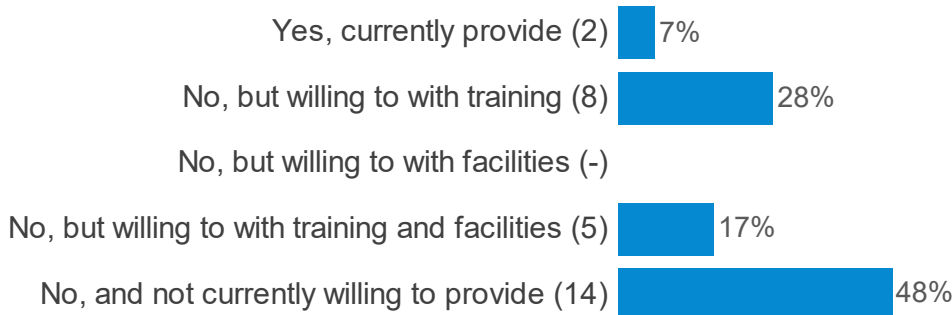


PNA Pharmacy Survey 2022

Which of the following Non-NHS funded services for specific conditions do you currently provide, or would be willing to provide? (HPV)



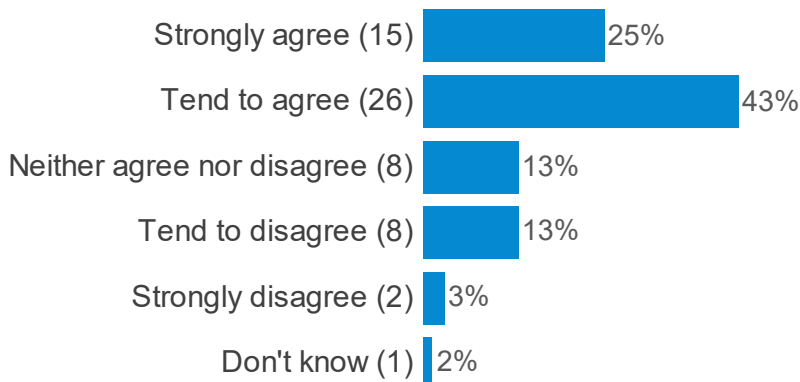
Which of the following Non-NHS funded services for specific conditions do you currently provide, or would be willing to provide? (Other (please specify))



Is there a particular need for a locally commissioned service in your area?

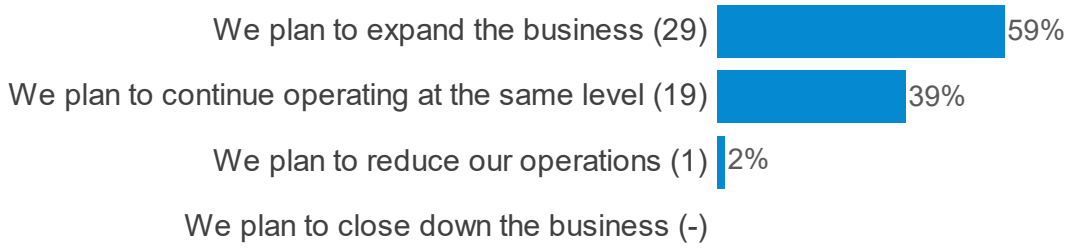


To what extent do you agree or disagree that you feel able to maintain the current level of service your pharmacy provides?




PNA Pharmacy Survey 2022

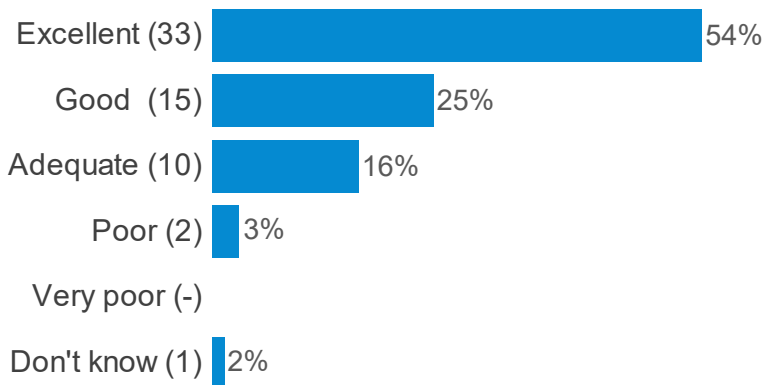
Which of the following statements best describes the plans for your pharmacy business for the next year?



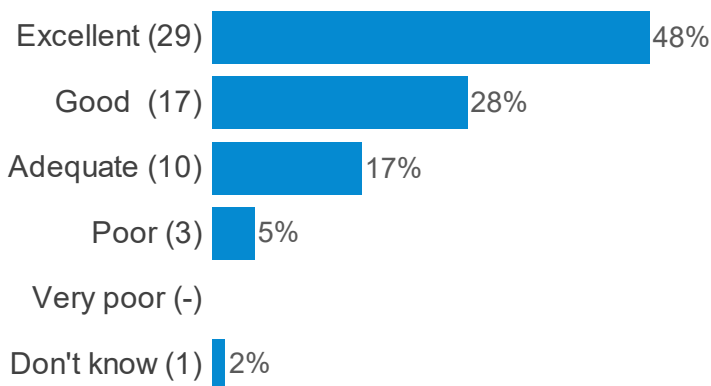
Do you plan to expand online pharmacy services in the next year?



How would you describe the current provision of pharmacies in a three mile radius of your own pharmacy? (Amount of pharmacies)

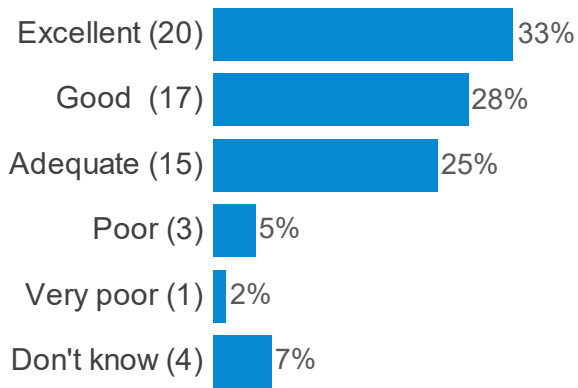


How would you describe the current provision of pharmacies in a three mile radius of your own pharmacy? (Location of pharmacies)



PNA Pharmacy Survey 2022

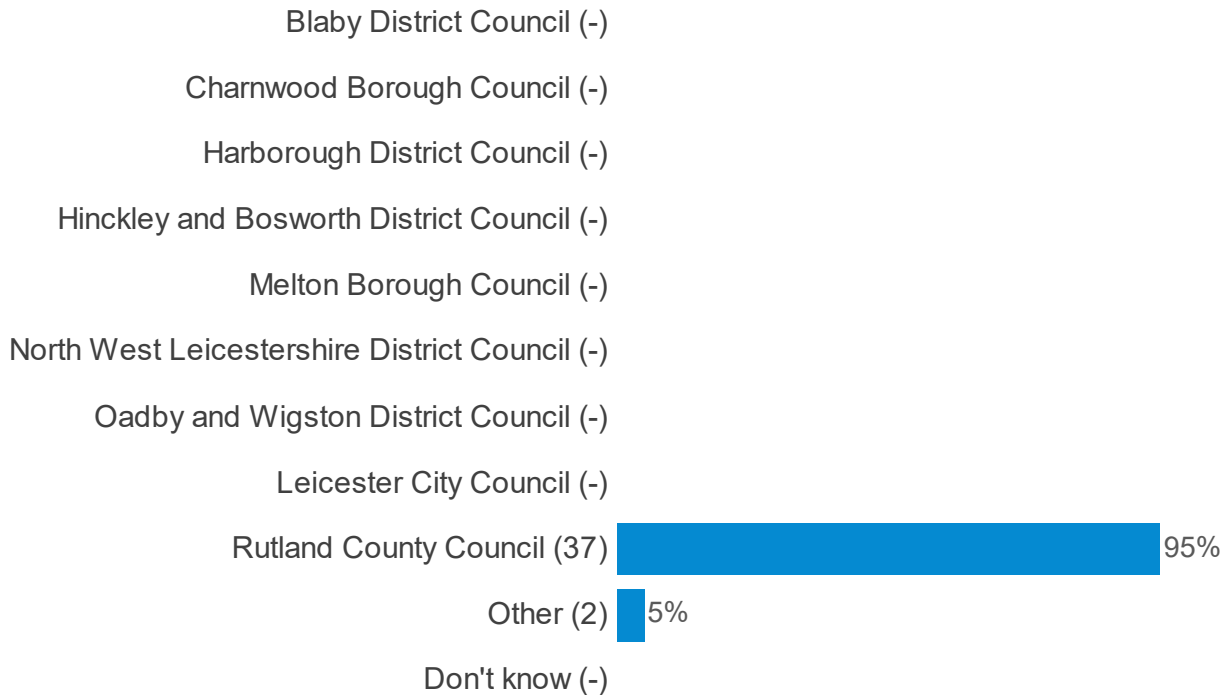
How would you describe the current provision of pharmacies in a three mile radius of your own pharmacy? (Range of services provided by pharmacies)



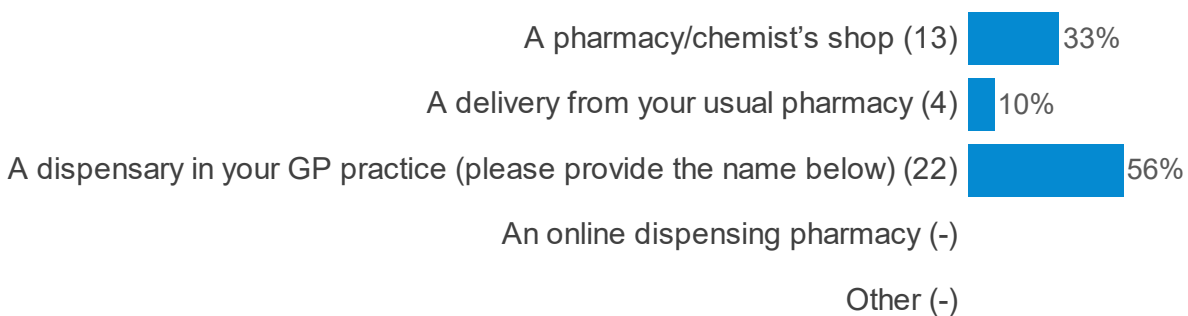
PNA Public Survey

This report was generated on 13/09/22. Overall 346 respondents completed this questionnaire. The report has been filtered to show responses for Rutland (39 responses) and exclude open comments and demographics.

In which local authority area do you live? Please select one option only.



Where are you most likely to get your prescription medicine from? Please select one option only.



If you said you use a pharmacy/chemist's shop or receive a delivery from them, is your usual one based in Leicester?

- Yes (-)
- No (-)

If you said you use a pharmacy/chemist's shop or receive a delivery from them, is your usual one based in Leicestershire?

Yes (-)

No (-)

If you said you use a pharmacy/chemist's shop or receive a delivery from them, is your usual one based in Rutland?

Yes (16)  100%

No (-)

How do you usually travel to the pharmacy? Please select one option.

Walk (14)  40%

Car (passenger) (2)  6%

Car (driver) (18)  51%

Taxi (-)

Public transport (-)

Bicycle (-)

Wheelchair / mobility scooter (1)  3%

I don't, someone goes for me (-)

Other (please specify) (-)

How long does it take you to travel to your usual pharmacy?

Less than 15 minutes (28)  80%

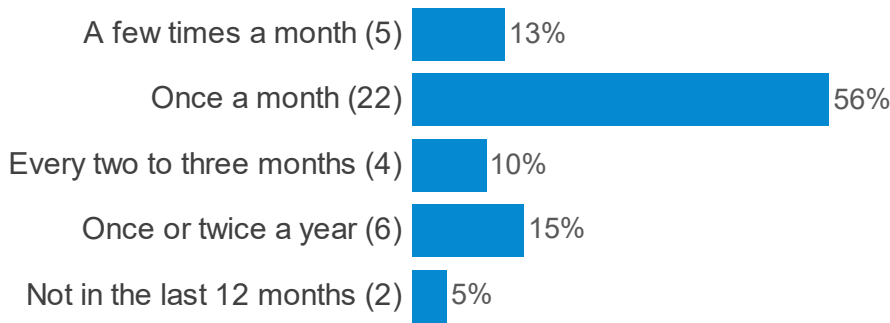
15 - 30 minutes (7)  20%

30 - 60 minutes (-)

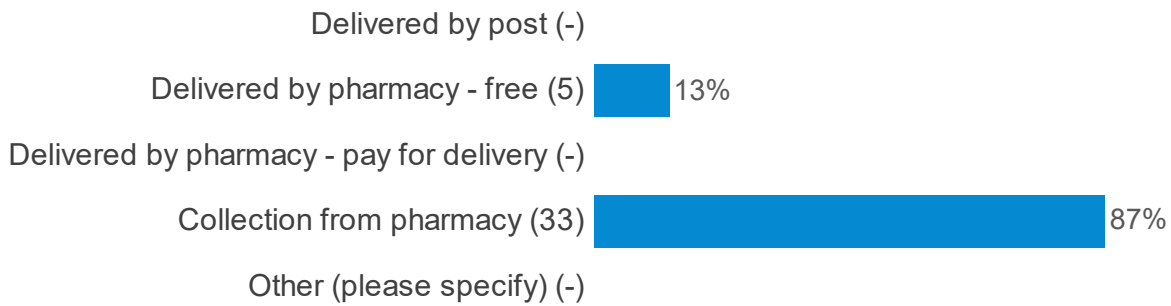
Over an hour (-)

PNA Public Survey

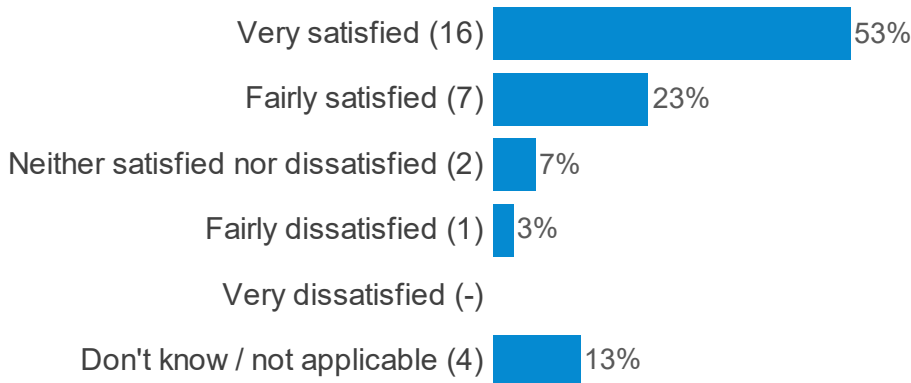
How often do you use a pharmacy for a health reason? Please select one option only. Health reasons include health advice, prescriptions and over-the-counter medication.



How do you usually receive your medicines? Please select one option only.

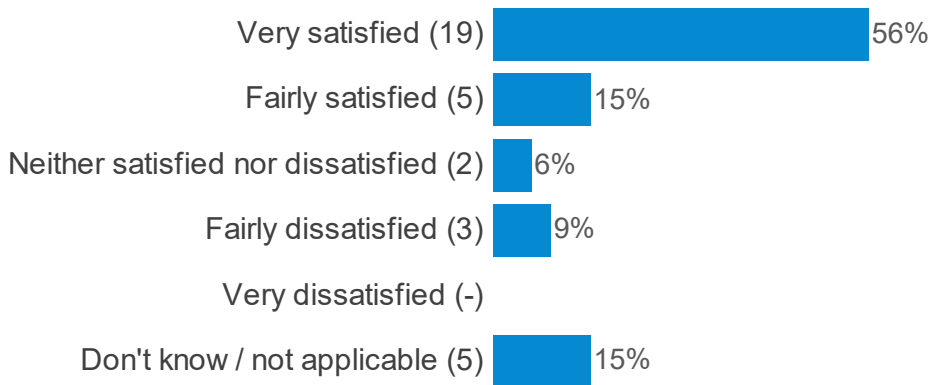


To what extent are you satisfied or dissatisfied with the advice you receive about taking your medicines from the following sources? (Pharmacy / chemist)

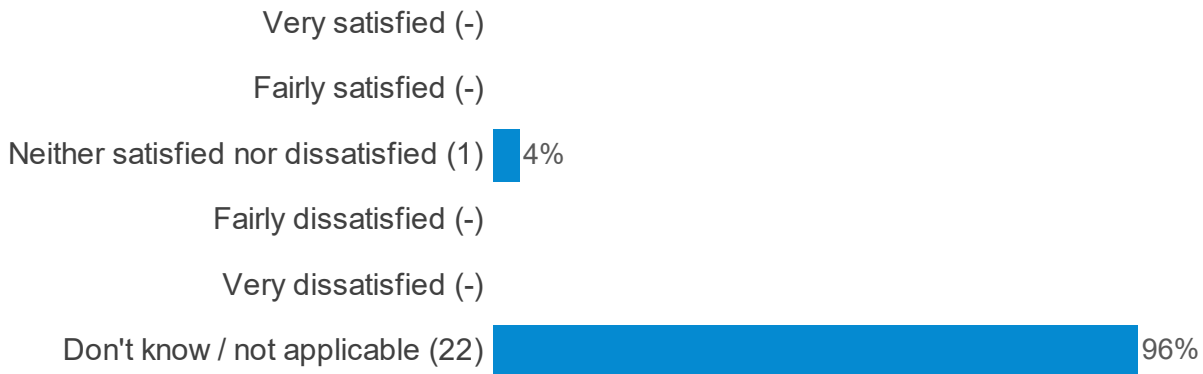


PNA Public Survey

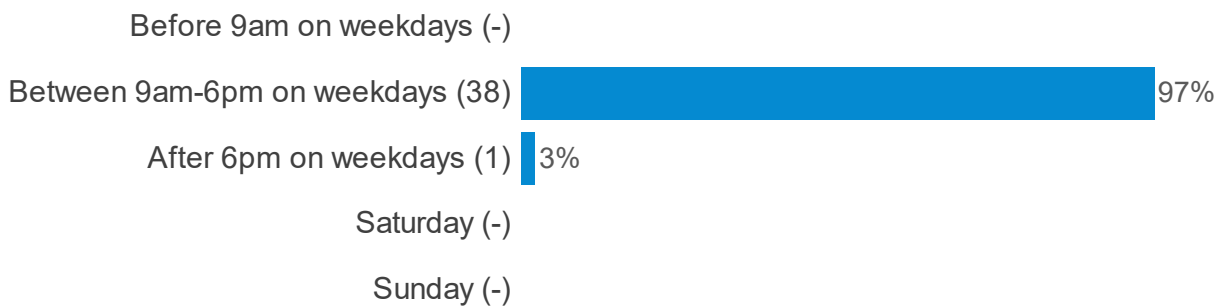
To what extent are you satisfied or dissatisfied with the advice you receive about taking your medicines from the following sources? (GP practice dispensary)



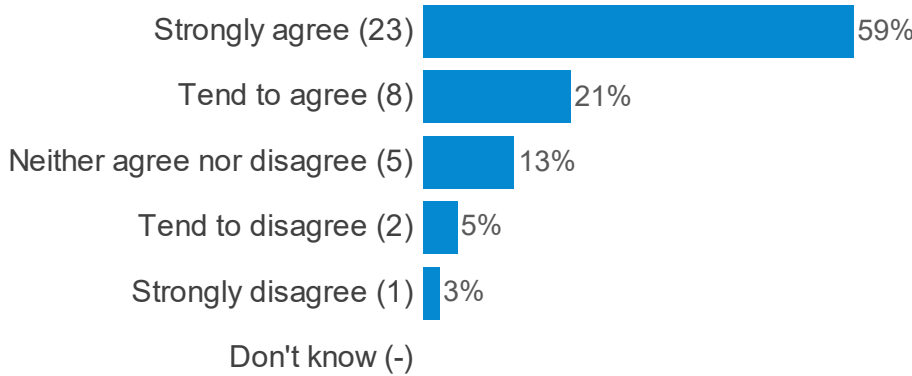
To what extent are you satisfied or dissatisfied with the advice you receive about taking your medicines from the following sources? (An online-only pharmacy)



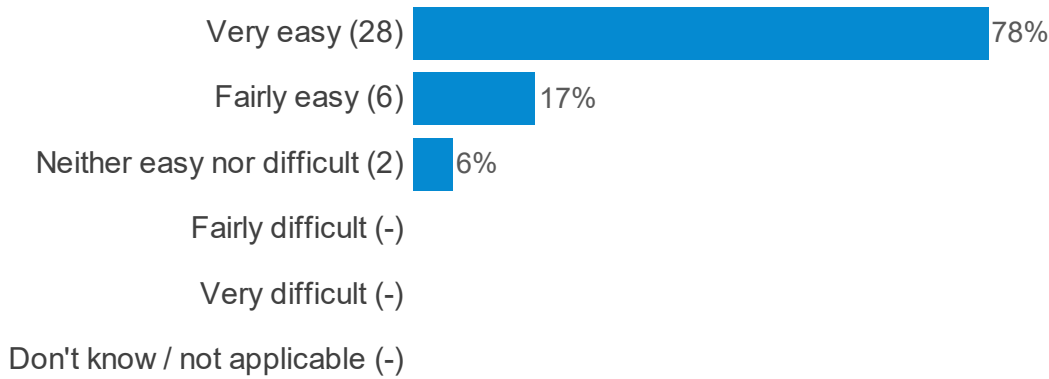
When do you most commonly use pharmacy services? Please select one option only.



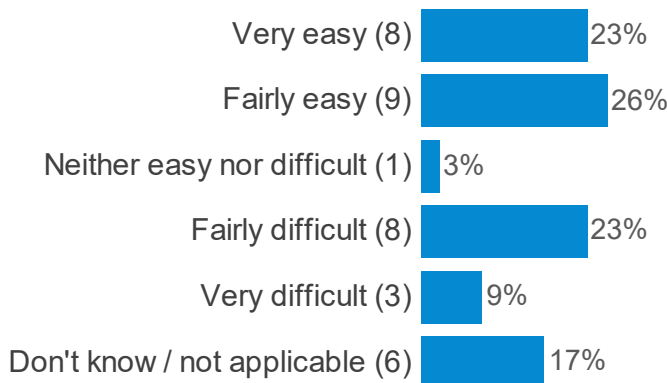
To what extent do you agree or disagree that the opening hours for pharmacy services meet your needs?



Thinking about your usual pharmacy services, how easy or difficult is it to do the following? (To find an open pharmacy during the day)

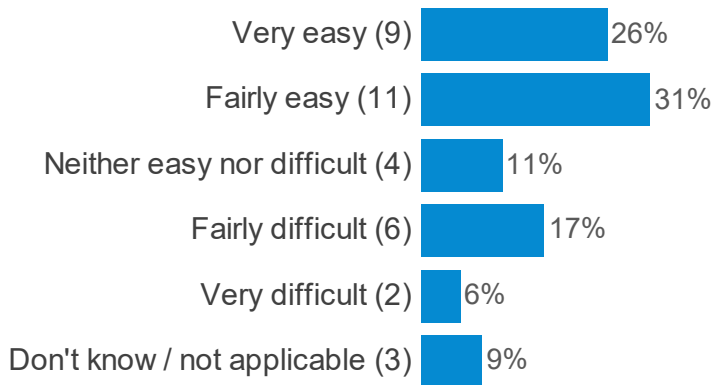


Thinking about your usual pharmacy services, how easy or difficult is it to do the following? (To find an open pharmacy in the evening (after 6pm))

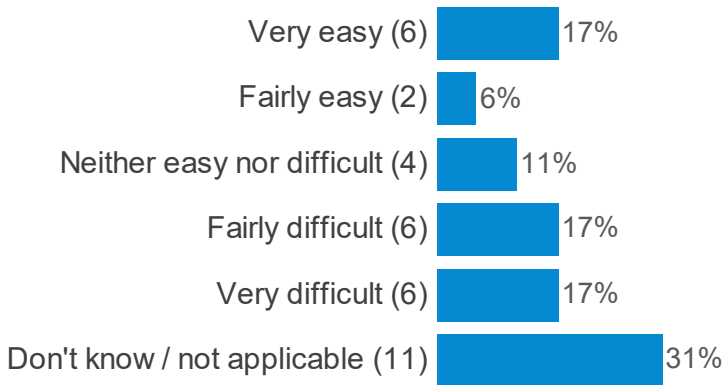


PNA Public Survey

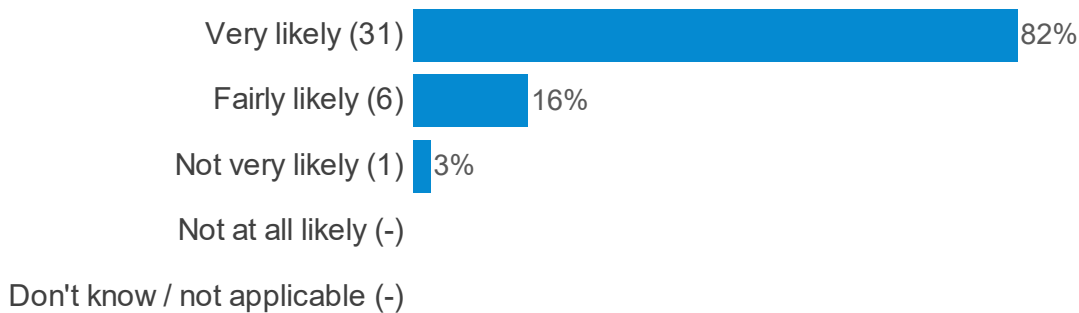
Thinking about your usual pharmacy services, how easy or difficult is it to do the following? (To find an open pharmacy at weekends)



Thinking about your usual pharmacy services, how easy or difficult is it to do the following? (To find an open pharmacy on Bank Holidays)

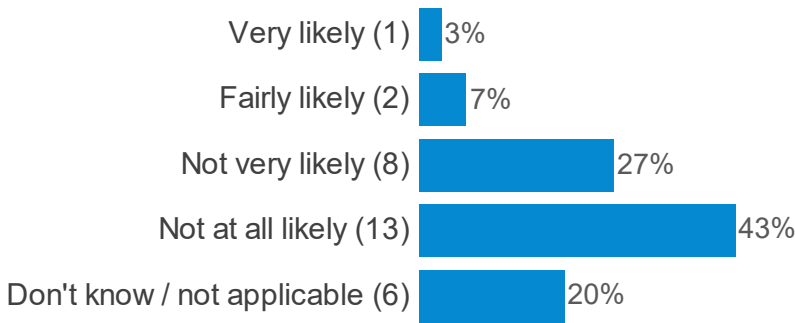


How likely are you to use the following methods to access pharmacy services within the next three years? (Visit the pharmacy in person)

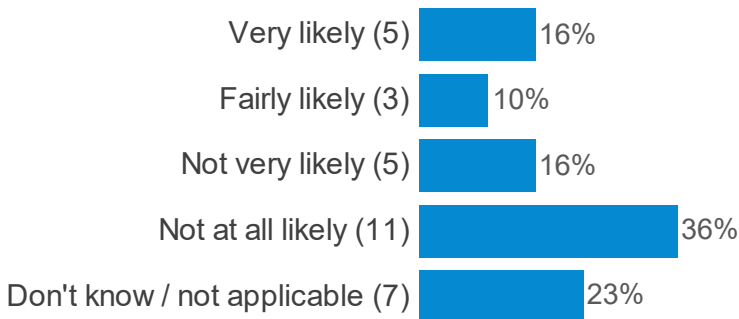


PNA Public Survey

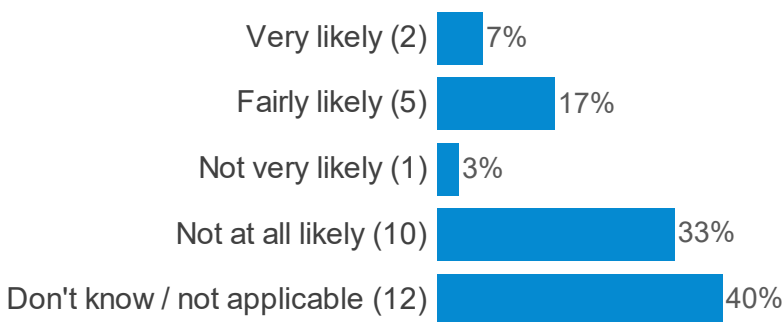
How likely are you to use the following methods to access pharmacy services within the next three years? (Receive prescriptions by post)



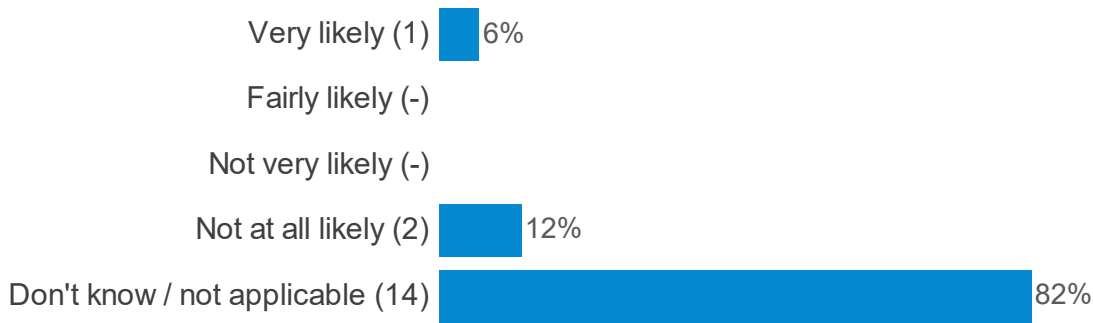
How likely are you to use the following methods to access pharmacy services within the next three years? (Online services - home delivery)



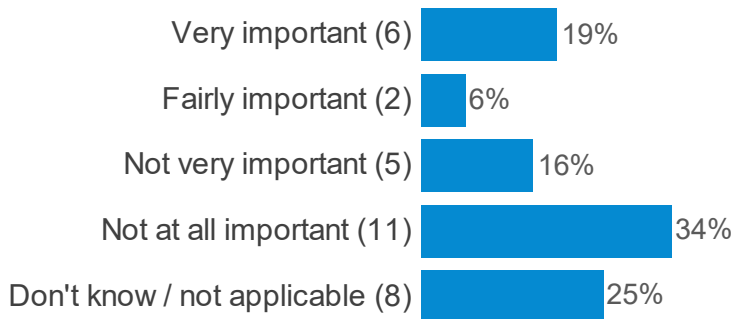
How likely are you to use the following methods to access pharmacy services within the next three years? (Online services - other)



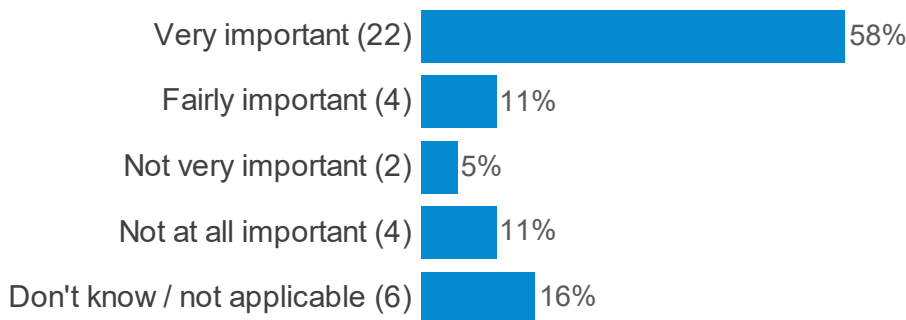
How likely are you to use the following methods to access pharmacy services within the next three years? (Other (please specify))



How important are the following pharmacy services to you? (Home delivery of your medication)

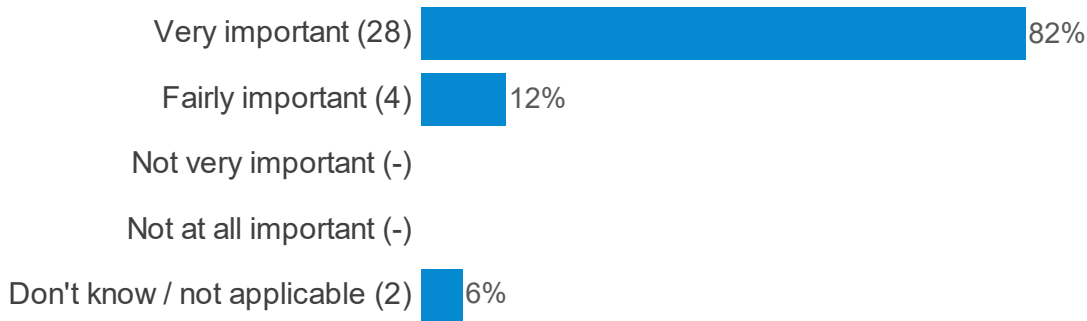


How important are the following pharmacy services to you? (Prescription collection from your GP practice)

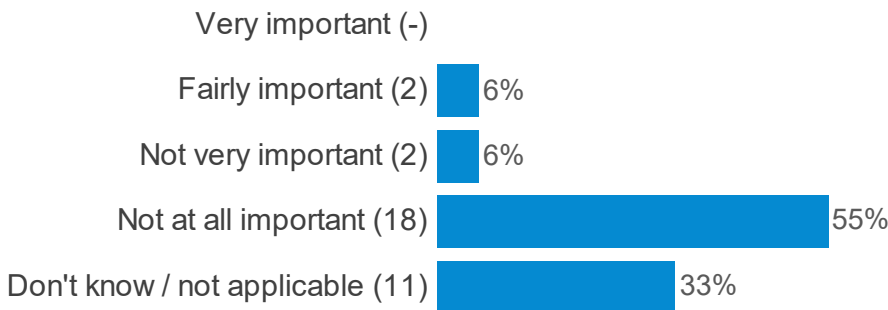


PNA Public Survey

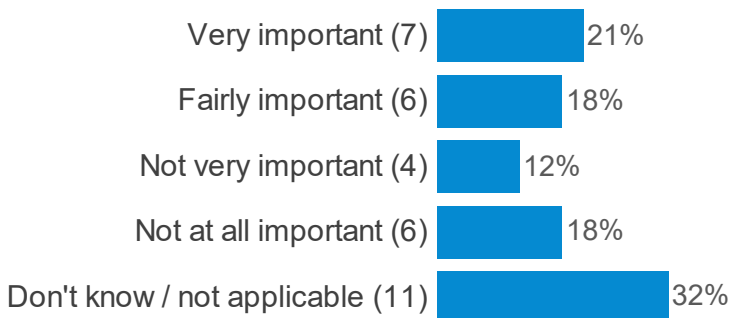
How important are the following pharmacy services to you? (Availability of medication)



How important are the following pharmacy services to you? (Information available in different languages)

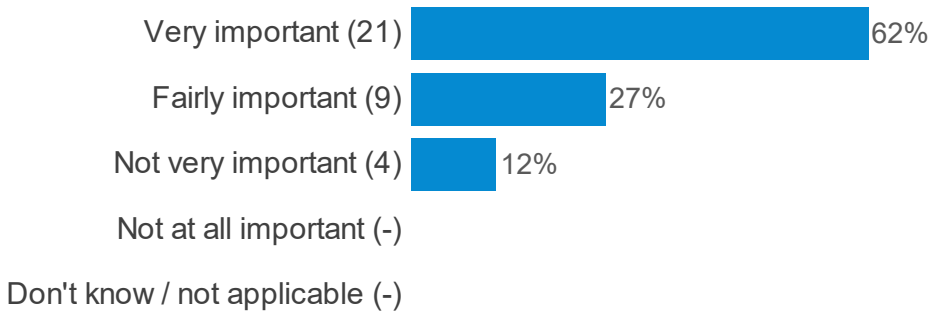


How important are the following pharmacy services to you? (Physical accessibility (e.g. parking, wheelchair access))

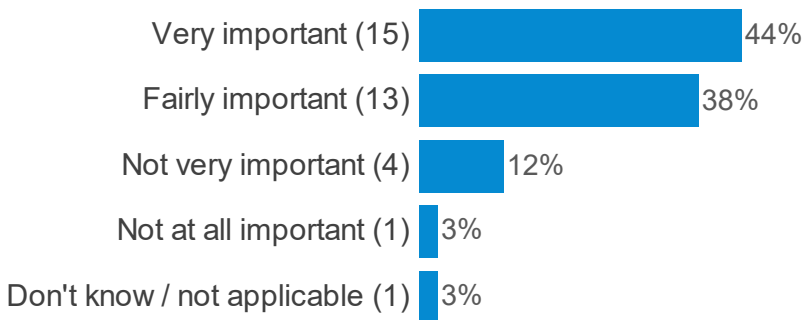


PNA Public Survey

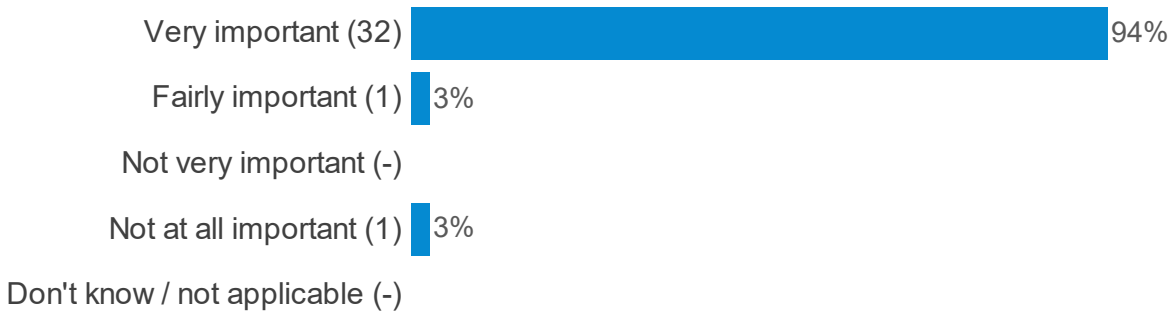
How important are the following pharmacy services to you? (Location)



How important are the following pharmacy services to you? (Private areas to speak to a pharmacist)

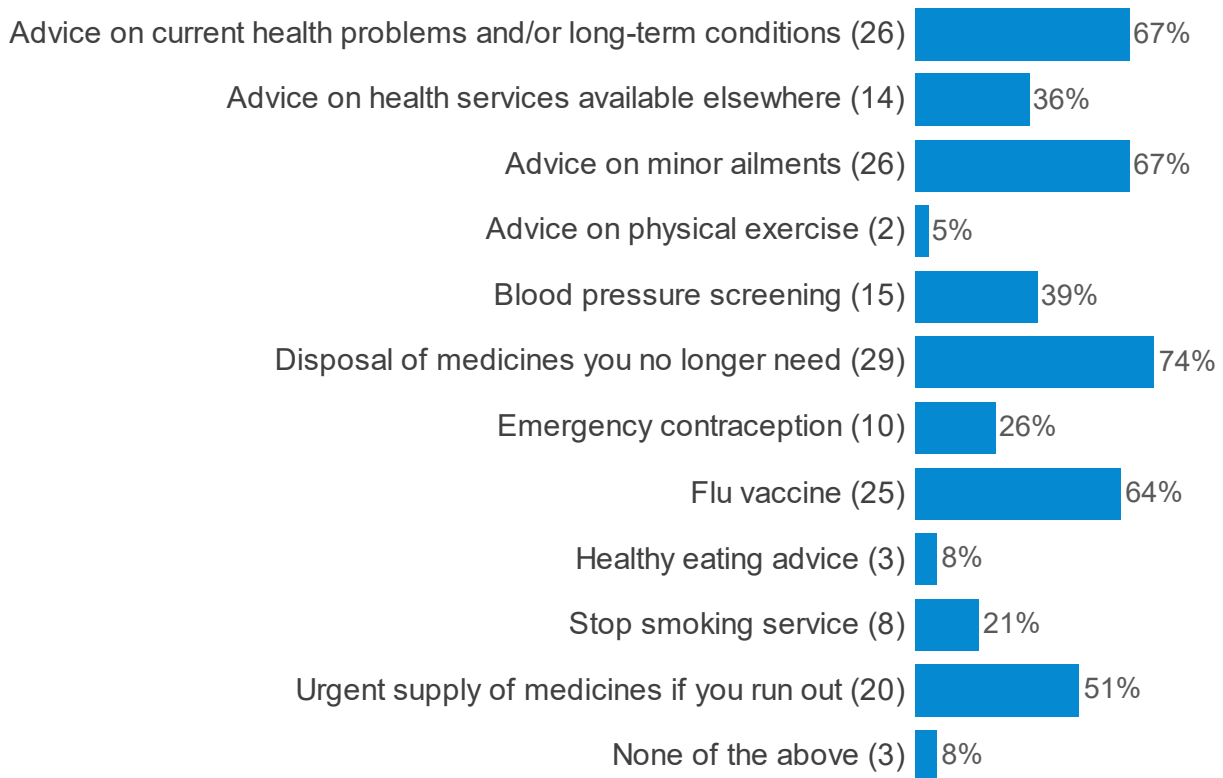


How important are the following pharmacy services to you? (Quality of service)

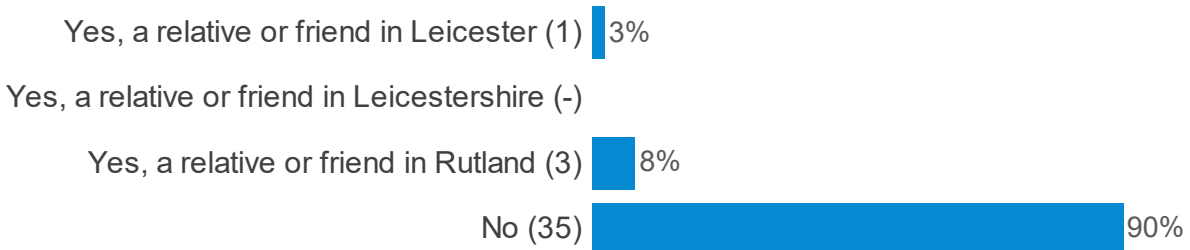


PNA Public Survey

Which of the following services are you aware of that are offered by your usual pharmacy? Please tick all that you are aware of.

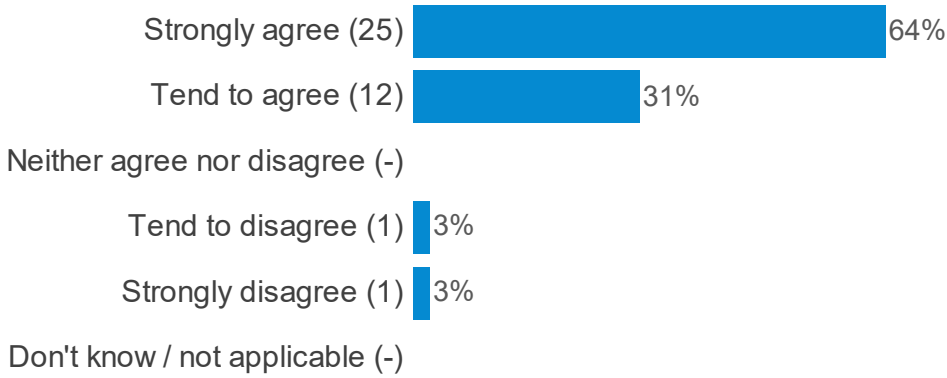


In the last 12 months have you looked after a relative or friend living in Leicester, Leicestershire or Rutland who is terminally ill?

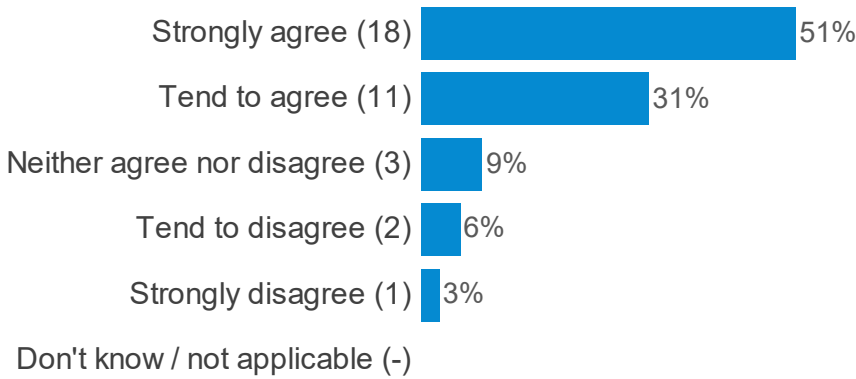


PNA Public Survey

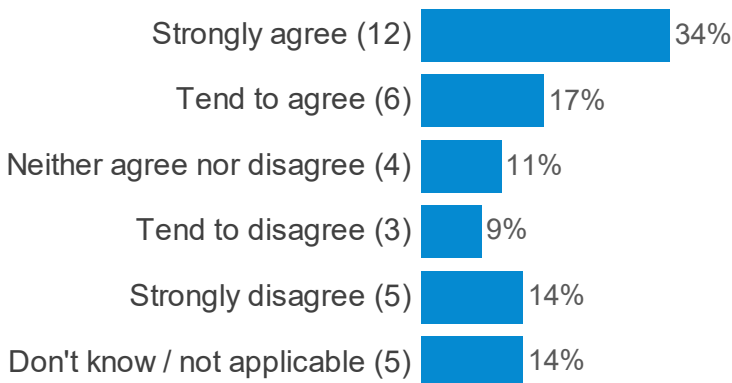
To what extent do you agree or disagree with the following statements? (My pharmacy provides a good service)



To what extent do you agree or disagree with the following statements? (My pharmacy gives me clear advice on how medicines should be taken)



To what extent do you agree or disagree with the following statements? (If I want to, I can speak to a pharmacist at my pharmacy without being overheard)

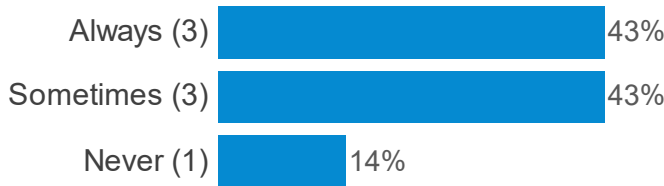


Do you have any access needs relating to a physical disability?

For example, to access your usual pharmacy services you may need accessible parking, or help to get in and out of the pharmacy and move around.



Does your pharmacy meet these physical access needs?



Do you have any communication needs?

For example, do you need information in different formats, such as large print or audio, or in another language?



Does your pharmacy meet your communication needs?



Do you help an adult family member or friend to use pharmacy services?

For example, picking up medicines, requesting repeat prescriptions or helping them to take their medicines.



Does your pharmacy meet your needs as a carer?



Have your say on Rutland's draft Pharmaceutical Needs Assessment 2022

Every three years, pharmaceutical needs assessments (PNAs) are carried out around the country to ensure that local community pharmacies –“chemist shops” - are meeting the pharmaceutical needs of local people.

The PNA helps NHS England manage and make decisions about requests from pharmacists or pharmacy businesses to set up new community pharmacies, merge businesses, or move premises within Rutland. They also provide insight into other areas where improvements can be made.

Preparing PNAs is the responsibility of Health and Wellbeing Boards. These Boards bring together local authorities, the NHS and other key partners to improve the health and wellbeing of their local areas.

Please note that PNAs focus solely on community pharmaceutical services and do not cover pharmacies in hospitals or prisons.

The Rutland Health and Wellbeing Board has now created a draft PNA for Rutland and we would like your comments on it. This is your opportunity to share your views.

To have your say, please read the consultation document before completing the questionnaire.

Thank you for your assistance. Your views are important to us.

Please note: Your responses to the main part of the survey (including your comments) may be released to the general public in full under the Freedom of Information Act 2000. Any responses to the questions in the 'About you' section of the questionnaire will be held securely and will not be subject to release under Freedom of Information legislation, nor passed on to any third party.

Q1 Your role:

Please select one option only.

- | | |
|---|-------------------|
| <input type="checkbox"/> A member of the public | Skip to Q4 |
| <input type="checkbox"/> A member of Rutland County Council staff | Skip to Q4 |
| <input type="checkbox"/> Dispensing doctor | Continue |
| <input type="checkbox"/> Pharmacist / appliance contractor | Continue |
| <input type="checkbox"/> NHS England or NHS Improvement employee | Continue |
| <input type="checkbox"/> NHS Trust | Continue |
| <input type="checkbox"/> CCG employee | Continue |
| <input type="checkbox"/> Patient, consumer or community group (e.g. Healthwatch) representative | Continue |
| <input type="checkbox"/> Local Pharmaceutical Committee | Continue |
| <input type="checkbox"/> Local Medical Committee representative | Continue |
| <input type="checkbox"/> Other health or social care professional (please specify) | Continue |
| <input type="checkbox"/> Other (please specify) | Continue |

If 'Other health or social care professional', please specify:

If 'Other', please specify:

Q2 If you represent an organisation, please provide your details.

Name:	<input type="text"/>
Role:	<input type="text"/>
Organisation:	<input type="text"/>
Organisation postcode:	<input type="text"/>

This information may be subject to disclosure under the Freedom of Information Act 2000

Q3 Are you providing your organisation's official response to the consultation or a personal/professional view? Please select one option only.

- Official response
- Personal/professional view

Your views on the draft PNA

Purpose

Q4 To what extent do you agree or disagree that the purpose of the PNA is clearly explained in the draft? Please select one option only.

Strongly agree

Tend to agree

Neither agree
nor disagree

Tend to disagree

Strongly
disagree

Don't know

Why do you say this?

Current provision

Q5 To what extent do you agree or disagree that the draft PNA adequately reflects the current community pharmacy provision in Rutland? Please select one option only.

Strongly agree

Tend to agree

Neither agree
nor disagree

Tend to disagree

Strongly
disagree

Don't know

Why do you say this?

Q6 Are there any pharmaceutical services currently provided in Rutland that have not been highlighted within the draft PNA? Please select one option only.

Yes

No

Don't know

If yes, what are these?

Population needs

Q7 To what extent do you agree or disagree that the needs of the population of Rutland have been adequately reflected in the draft PNA? Please select one option only.

Strongly agree

Tend to agree

Neither agree
nor disagree

Tend to disagree

Strongly
disagree

Don't know

Why do you say this?

Q8 Are there any gaps or issues in pharmaceutical provision in Rutland that have not been reflected in the draft PNA? Please select one option only.

Yes

No

Don't know

If yes, what are these?

Recommendations

Q9 To what extent do you agree or disagree with the recommendations in the draft PNA? Please select one option only.

Strongly agree

Tend to agree

Neither agree
nor disagree

Tend to disagree

Strongly
disagree

Don't know

Why do you say this?

Q10 To what extent do you agree or disagree that the findings from the PNA analysis are important? Please select one option only.

Strongly agree

Tend to agree

Neither agree
nor disagree

Tend to disagree

Strongly
disagree

Don't know

Why do you say this?

Q11 What, if any, other findings do you think are important?

Q12 Do you have any comments on the PNA analysis findings?

Q13 To what extent do you agree or disagree that the PNA provides information that could help with **commissioning decisions** going forward? Please select one option only.

Strongly agree

Tend to agree

Neither agree
nor disagree

Tend to disagree

Strongly
disagree

Don't know

Why do you say this?

Q14 To what extent do you agree or disagree that the PNA provides information that could help with **pharmaceutical provision** going forward? Please select one option only.

Strongly agree

Tend to agree

Neither agree
nor disagree

Tend to disagree

Strongly
disagree

Don't know

Why do you say this?

Any other comments

Q15 Is there anything else you think should be included in the PNA? Please select one option only.

- Yes
- No
- Don't know

If yes, what are these?

Q16 Do you have any other comments?

Please continue if you said in Q1 that you are responding as 'A member of the public' or an 'A member of Rutland County Council staff'.

Otherwise, please skip to the instructions at the end of the questionnaire.

About you

Leicestershire County Council and Rutland County Council are committed to ensuring that their services, policies and practices are free from discrimination and prejudice, meet the needs of all sections of the community and promote and advance equality of opportunity.

We would therefore be grateful if you would answer the following questions. You are under no obligation to provide the information requested, but it would help us greatly if you did.

Q17 What is your gender identity? Please select one option only.

- Male
- Female
- Prefer to self-describe (e.g. pangender, non-binary etc.)

Q18 Is your gender identity the same as the gender you were assigned at birth? Please select one option only.

- Yes
- No

Q19 What was your age on your last birthday? (Please enter your age in numbers not words)

Q20 What is your full postcode?

This will allow us to understand the types of areas people live. It will not identify your house.

Q21 Do you have a long-standing illness, disability or infirmity? Please select one option only.

- Yes
- No

Q22 What is your ethnic group? Please select one option only.

- White
- Mixed
- Asian or Asian British
- Black or Black British
- Other ethnic group

Q23 What is your religion? Please select one option only.

- No religion
- Christian (all denominations)
- Buddhist
- Hindu
- Jewish
- Muslim
- Sikh
- Any other religion

Q24 Are you an employee of Rutland County Council? Please select one option only.

- Yes
- No

Q25 Many people face discrimination because of their sexual orientation and for this reason we have decided to ask this monitoring question. You do not have to answer it, but we would be grateful if you could tick the box next to the category which describes your sexual orientation. Please select one option only.

- Bisexual
- Gay
- Heterosexual / straight
- Lesbian
- Other

Thank you for your assistance. Your views are important to us.

Please send your completed survey to:

PNA Consultation
Have Your Say
Leicestershire County Council
Chief Executives Department (FAO Alka Champaneri)
Room 300A
FREEPOST NAT18685
Leicester
LE3 8XR

No stamp required

When the consultation closes on **6th August 2022**, we will report the results back to the Health and Wellbeing Board along with any suggested changes to the draft PNA. The consultation results will also be published on the County Council website.

Data Protection: Personal data supplied on this form will be held on computer and will be used in accordance with current Data Protection Legislation. The information you provide will be used for statistical analysis, management, planning and the provision of services by the county council and its partners. Leicestershire County Council and Rutland County Council will not share any personal information collected in this survey with their partners. The information will be held in accordance with the council's records management and retention policy. Information which is not in the 'About you' section of the questionnaire may be subject to disclosure under the Freedom of Information Act 2000.

APPENDIX I – EQUALITY & HUMAN RIGHTS IMPACT ASSESSMENT (EHRIA)

TBC

ⁱ Department for Environment, Food & Rural Affairs. 2011 Rural Urban Classification. (2013). at <https://www.gov.uk/government/collections/rural-urban-classification>